Town Council Recommended Budget

ANNUAL BUDGET

Town of Plainville

FISCAL YEAR 2019

July 1, 2018- June 30, 2019

Town Council Recommended Budget

ANNUAL BUDGET

Transmittal Letter

FISCAL YEAR

July 1, 2018- June 30, 2019

To the Citizens of Plainville, Connecticut:

Pursuant to Chapter VII, Section 4 of the Plainville Town Charter, we are pleased to present the Annual Budget for Fiscal Year 2018 - 2019. This budget outlines the priorities and plans to provide services to the citizens and taxpayers of Plainville. The budget expenditures are separated into five main sections - Town Government Operating, Board of Education Operating (BOE), Debt Service, Capital Projects, and Health Insurance. Health insurance has been separated from both operating budgets to show the magnitude of the line item.

SUMMARY OF EXPENDITURES

	Appropriated FY 2018	Requested FY 2019	Proposed Budget Increase/(Decrease)	
Town Government Oper	$ 15,715,851	$ 15,915,371	$ 199,520	1.27%
BOE Operating	31,578,448	32,071,703	493,255	1.56%
Debt Service	4,712,294	4,400,000	(312,294)	(6.63%)
Capital Projects	1,100,000	800,000	(300,000)	(27.27%)
Subtotal	**53,106,593**	**53,236,074**	**80,481**	**0.15%**
Town Health Insurance	1,493,950	1,617,775	123,825	8.29%
BOE Health Insurance	3,924,648	5,251,209	1,326,561	33.80%
Subtotal Health Ins	**5,418,598**	**6,868,984**	**1,450,386**	**26.77%**
Total	**$ 58,525,191**	**$ 60,056,058**	**$ 1,530,867**	**2.62%**

The budget totals $60,056,058. This is an increase of $1,530,867 or 2.62%. If adopted as presented, the estimated mill rate would be 33.85 or 0.42 mills (1.27%) higher than the adopted FY 2018 mill rate of 33.43, which includes the supplemental tax assessment of 0.75 mills. This assumes the revenues as proposed in the Legislature's approved budget remain the same. The mill rate is calculated as follows:

Expenditure Budget Change		Revenue Budget Change	
BOE Health Insurance	$ 1,326,561	Sundry & Xfers In	$ 306,586
BOE Operating	493,255	Fines & Fees	15,000
Town Government Operating	199,520	Use of Money	(10,000)
Town Health Insurance	123,825	Intergovernmental	(610,670)
Capital Projects	(300,000)	Grand List Increase @ 33.88	199,000
		Supplemental Tax Levy	981,528
Debt Service	(312,294)	Amount to be Raised by Mill Rate increase	653,030
Total Expenditure Change	**$ 1,530,867**	**Total Revenue Change**	**$ 1,530,867**

Amount to be Raised by Mill Rate increase is $653,030 (0.42 mills) or 1.27%

Overall Mill Rate increase from July 1, 2017 to July 1, 2018 is 1.16 mills (0.42+0.75) or 3.50% (32.68 to 33.85)

Gross expenditures		$	60,056,058
Less direct revenue estimates			(14,060,187)
Net budget			45,995,871
Use of fund balance			(200,000)
Adjustment for uncollected taxes @ 2.60%			1,222,477
Amount to be raised			**47,018,348**
Value of 1 mill at 97.4% collection rate		$	**1,388,895**
	47,018,348		
Calculated mill rate	**1,388,895** =		**33.85 mills**

REVENUE HIGHLIGHTS

The Intergovernmental revenue estimates are based on the Legislature's proposed budget. The Governor's purposed revisions released on February 5, 2018 is actually lower than the adopted budget from the State of Connecticut Legislature by $1,166,606. If necessary this proposed reduction could not occur unless approved by the State Legislature. These amounts can be adjusted as our budget process continues.

Major Direct Revenue Changes {Increase/(Decrease) Over $5,000}

		FY 2018		FY 2019		Difference
Xfer In – Debt Management Fund	$	-	$	300,000	$	300,000
Grants for municipal projects/MRSF sales tax sharing **		522,783		541,936		19,153
Police fees		50,000		62,500		12,500
Interfund transfers in - WPCF		329,161		335,747		6,586
PILOT – State property **		10,310		8,596		(1,714)
Investment income		40,000		30,000		(10,000)
Pequot grant **		74,491		27,635		(46,856)
LoCIP **		228,244		145,246		(82,998)
PILOT – elderly circuit breaker **		150,000		-		(150,000)
Education cost sharing /Special education grant**		10,717,086		10,359,331		(357,755)
Subtotal Direct Revenue		**12,122,075**		**11,810,991**		**(311,084)**
All other direct revenue – not incl current taxes		2,250,196		2,249,196		**(1,000)**
Total Direct Revenue	**$**	**14,372,271**	**$**	**14,060,187**	**$**	**(312,084)**

** Intergovernmental revenue line items

TOWN GENERAL GOVERNMENT, DEBT SERVICE, & CAPITAL EXPENDITURES

The Town General Government operating budget is recommended at **$15,915,371** plus Town health insurance of **$1,617,775** for a total of **$17,533,146.** This is an overall increase of $323,345 or 1.88% from the current fiscal year 2018. This is detailed as $199,520 for the Town General Government and $123,825 for Town health insurance. The health insurance recommended line item accounts for 38% of the purposed increase in the Town General Government with all other line items combined account for the remaining 62%. The major changes to the Town General Government budget are as follows:

- All personnel costs, including overtime, are budgeted between a 1.50% to 2.0% increases depending upon negotiated union contracts. Payroll increases in total dollars, including overtime, of $187,860 or 2.37% are in this budget request.

- The Police budget increase of $125,801 is primarily related to personnel costs increasing due to potential funding of a School Resource Officer (SRO) and filling a vacant dispatcher position.

- The Data Processing department decrease of $17,037 is related to the shared BOE IT position being removed from the budget.

- The Buildings & Grounds department increase of $43,962 is primarily due to filling a vacant HVAC position. The FY 2018 budget included an approval to fill their position in January of 2018. This was deferred because of the state aid reduction. This position has been vacant for over a year. Required building maintenance is currently falling behind and/or being contracted at higher rates.

- The cost to provide property/liability insurance and workers compensation is estimated to increase by $30,815 or 4.61% over the current year, primarily due to higher workers' compensation costs. This increase is part of a three-year fixed rate not to exceed 3.00% contract for the LAP policy effective July 1, 2016 through June 30, 2019. The WC policy, due to high claims, is on a year-to-year basis.

- Utility costs, including streetlights, heating oil, and gasoline & diesel, have decreased by $12,220 or 0.81% due to lower fuel costs and conversion to LED streetlights.

- Employee Benefits, which includes health insurance, increased $155,161, of which health insurance alone is $123,825. The Town is looking at many options as to how to control health insurance costs.

- Most individual line items and departments have been kept to the FY 2018 budget level.

The Town Debt Service budget is recommended at **$4,400,000** based on current outstanding bond obligations. This reflects a reduction of $312,294 from the current fiscal year 2018 budget of $4,712,294.

The General Fund contribution to capital is recommended at **$800,000**, a reduction of $300,000.

Summary of Expenditures (By Budget Function Except BOE)

	Appropriated FY 2018	Proposed FY 2019	Proposed Budget Increase/(Decrease)	
General Government	$ 2,489,607	$ 2,506,769	$ 17,162	0.69%
Public Safety	4,569,799	4,698,220	128,421	2.81%
Public Works	4,110,158	4,140,078	29,920	0.73%
Health & Human Services	1,723,358	1,730,045	6,687	0.39%
Civic & Cultural	155,162	156,755	1,593	1.03%
Employee Benefits	3,354,505	3,509,666	155,161	4.63%
Sundry (includes Xfers Out)	807,212	791,613	(15,599)	(2.01%)
Total General Government	**17,209,801**	**17,533,146**	**323,345**	**1.88%**
Debt Service	**4,712,294**	**4,400,000**	**(312,294)**	**(6.63%)**
Capital	**1,100,000**	**800,000**	**(300,000)**	**(27.27%)**
Total Town Government	**$ 23,022,095**	**$ 22,733,146**	**$ (288,949)**	**(1.26%)**

BOARD OF EDUCATION

The FY 2019 Board of Education operating budget is recommended at **$32,071,703** plus BOE health insurance of **$5,251,209** for a total of **$37,322,912**. This is an overall increase of $1,819,816 or 5.13% from the current fiscal year 2018. This is detailed as $493,255 for the BOE operating budget and $1,326,561 for BOE health insurance. The increase in the health insurance line item accounts for 73% of the overall BOE budget increase with all remaining line items accounting for 37% of the increase. The table below summarizes the Board of Education budget by budget function. Under the Town Charter, the Town Manager is required to include the Board of Education's proposed budget as recommended by the Board of Education.

Summary of Expenditures (By Budget Function)

	Appropriated FY 2018	Proposed FY 2019	Proposed Budget Increase/(Decrease)	
Salaries	$ 23,496,346	$ 24,058,177	$ 561,831	2.39%
Employee Benefits	5,757,619	7,252,509	1,494,890	25.96%
Purchased Prof Services	686,476	658,007	(28,469)	(4.15%)
Purchased Property Services	607,693	618,648	10,955	1.80%
Other Purch Serv	1,812,517	1,671,578	(140,939)	(7.78%)
Other Purch Serv – Ins	242,519	275,117	32,598	13.44%
Other Purch Serv - Tuition	1,052,852	989,800	(63,052)	(5.99%)
Supplies	1,731,684	1,680,956	(50,728)	(2.93%)
Property	43,015	43,595	580	1.35%
Dues & Fees	72,375	74,525	2,150	2.97%
Total Board of Education	**$ 35,503,096**	**$ 37,322,912**	**$ 1,819,816**	**5.13%**

CAPITAL IMPROVEMENT PROGRAM

Each year the Town sets aside funds for capital and non-recurring expenditures in the Five Year Capital Plan for all departments including the Board of Education. Any expenditure item with an aggregate cost of more than $50,000 (over 5 years), or a project life greater than a year, is budgeted in the Capital Budget. Also included is any recurring equipment replacement that will cost more than $5,000.

Town departments requested $2,183,258 covering forty-three (43) projects. The Town Manager reduced those requests by $1,608,158 while recommending $575,100 covering fifteen (15) projects. The BOE requested $341,218 covering nine (9) projects. The Town Manager reduced those requests by $116,318

while recommending $224,900 covering four (4) projects. A summary of the capital and equipment recommendations for next year are as follows:

Projects & Major Equipment		Town Manager Recommended
Town Government		
1. Data Processing Department		
Green Wi-Fi - aggregate	$	10,800
Upgrades & Equipment - aggregate		30,000
2. Economic & Community Development Department		
10 Year Plan of Conservation & Development		50,000
3. Police Department		
Patrol Cruisers Ford Interceptors – 1 - aggregate		29,500
Patrol Cruiser Outfitting – 1 - aggregate		10,250
Dispatch Communication Equipment (5th of 5 annual lease payments)		157,848
Video Cameras in Patrol Cruisers – 2 – aggregate		7,000
Computer Aided Dispatch & Records – aggregate		117,500
Equipment - aggregate		7,940
Computer Replacement – aggregate		11,762
4. Fire Department		
Personal Protective Equipment – aggregate		24,500
SCBA Bottle Replacements - aggregate		10,000
Utility 2 Replacement, Outfitted		75,000
5. Buildings & Grounds Department		
4WD Pickup Truck #45		26,000
6. Library Department		
Replace Computer Workstations		7,000
Total Gross Town Government Recommended		**575,100**
Board of Education		
1. District Wide		
Network Upgrade - aggregate	$	22,500
Replace Chromebooks		110,000
2. Middle School of Plainville (MSP)		
Cases for Grade 6 Chromebooks		4,900
3. Plainville High School (PHS)		
Projectors Replacement		87,500
Total Gross Board of Education Recommended		**224,900**
Total Town of Plainville Capital Recommended	$	**800,000**

In the past ten years, the Capital Improvement Plan has not kept pace with the needs of the community. Consequently, many capital projects and equipment purchases have been backlogged. As a result, the Town

is beginning to look at combining many projects into a bond offering which would allow the Town to "catch-up" with many deferred needs, take advantage of attractive interest rates later, and affect the Town budget when the Debt Service line item is decreasing.

CONCLUSION

The Town Government and Board of Education budgets are being recommended to maintain the current levels of service to the citizens in Plainville. The budget climate at the State of Connecticut level is very uncertain and our health care rates have increased dramatically. For this reason, we have detailed the proposed budgets into operating and non-operating for both the Town and BOE budgets. While health insurance is part of the operating budgets, we feel it is important to detail these costs separately. It is important to note, that, if not for the increase in health insurance, the overall expenditure increase would be $80,481 or 0.15%. The proposed revenue budget is subject to change but due to timing of our budget process and the State of Connecticut budget process, we have to include these estimates as "the best information we know today." The Capital Improvement Plan recommendation is supposed to address the long-term needs of the community in an orderly and planned fashion. However, the current plan is only partially meeting this goal. The Board of Education budget is proposed according to the Charter requirements.

I look forward to working with the Town Council to put forth a budget that will be acceptable to the citizens of Plainville.

I would like to thank all of the staff members who have assisted in putting together this budget document.

Respectfully Submitted,

Robert E. Lee
Town Manager

Town Council Recommended Budget

ANNUAL BUDGET

Revenue

FISCAL YEAR

July 1, 2018- June 30, 2019

Summary of Revenues

Within Plainville's budget for FY 2019 there are seven (7) major revenue categories: Property Taxes, Licenses & Permits, Fines & Fees, Use of Money, Intergovernmental Revenue, Other Revenues, and Sundry & Interfund Transfers In as shown in the following chart.

	FY 2017 Adopted	FY 2018 Adopted	FY 2019 Proposed	Difference 2018 - 2019
Property Taxes	$ 44,153,414	$ 45,208,420	$ 47,037,978	$ 1,829,558
Licenses & Permits	282,100	281,700	281,700	-
Fines & Fees	256,700	256,700	271,700	15,000
Use of Money	40,500	40,500	30,500	(10,000)
Intergovernmental	11,767,484	11,849,214	11,238,937	(610,277)
Other Revenues	349,496	359,496	359,496	-
Sundry & Interfund Xfers]	792,769	529,191	835,747	306,586
TOTALS	**$ 57,642,463**	**$ 58,525,191**	**$ 60,056,058**	**$ 1,530,867**

- To produce a balanced budget, estimated revenues must match expenditures. The main source of revenue for the Town is the property tax. The October 1, 2017 Grand List increased by $7,821,477 from $1,381,073,382 to $1,388,894,859. This represents a 0.7634% increase in Plainville's taxable property.

- Fines & Fees increased due to an increase in Police fees charged to contractors for special duty jobs.

- Use of Money decreased due to the Town using more fund balance, lowering bank balances.

- Intergovernmental revenue is estimated to decrease primarily because of the elimination of the State of CT MRSA sales tax sharing grant, the elimination of the payment in lieu of taxes (PILOT) for the elderly circuit breaker and the reduction of the education cost sharing/special education grants.

- Other Revenues – Miscellaneous Other are estimated to decrease by $263,605 due to a reduction in a revenue offset created in the FY 2017 revenue budget. This 2017 offset was budgeted as a timing difference between the Town and State of Connecticut budgets.

- Sundry & Interfund Xfers increased due to the use of debt management funds used to offset the expenditure budget increase.

TAX RATE

Based on a net taxable October 1, 2017 Grand List of $1,388,894,859 applying grants and non-tax revenue, it will be necessary to finance $47,037,978 (or 78.32%) from property taxes. This will require a mill rate of 33.84, which is an increase of 0.41 mills, or 1.24% from the adopted FY 2018 mill rate of 33.43, the supplemental rate adjusted in January of 2018.

MILL RATE IMPACT

		Change (in dollars) from FY 2018
Expenditures		
Board of Education – Health Insurance	$	1,326,561
Board of Education - Operating		493,255
Town Government - Operating		199,520
Town Government – Health Insurance		123,825
Capital Projects		(300,000)
Debt Service		(312,294)
Total Expenditure Change		**1,530,867**
Revenues		
Sundry & Interfund Transfers In		306,586
Fines & Fees		15,000
Use of Money		(10,000)
Intergovernmental		(610,277)
Grand List Increase @ 33.84 Mills		195,000
Supplemental Tax Levy		981,258
Amount to be Raised by Mill Rate Increase		653,030
Total Revenue Change	$	**1,530,867**

Tracking the Mill Rate and Grand List
FY's 2005 - 2019

Fiscal Year		Manager Proposed Mill Rate	Council Approved Mill Rate	Grand List Year		Grand List Value	Current Year Tax Levy
2005		36.75	33.33	2003	$	930,695,700	31,020,088
2006		35.66	34.50	2004		948,434,120	32,720,977
2007		37.80	36.28	2005		957,924,310	34,753,493
2008	*	26.59	25.50	2006		1,372,298,640	33,915,344
2009		27.83	26.24	2007		1,384,431,320	35,215,438
2010		27.17	26.33	2008		1,388,227,300	35,595,339
2011		28.58	28.01	2009		1,390,764,980	37,939,148
2012		29.69	28.98	2010		1,400,251,680	39,526,221
2013	*	31.00	30.89	2011		1,340,288,705	40,327,566
2014		31.38	31.38	2012		1,341,620,870	41,008,825
2015		31.76	31.38	2013		1,355,575,604	41,430,066
2016		32.13	31.83	2014		1,365,355,660	42,337,948
2017		32.06	31.99	2015		1,378,372,391	42,947,914
2018	*	34.12	33.43	2016		1,381,073,382	45,894,072
2019		33.84		2017		1,388,894,859	45,782,478

* Revaluation Year

Town of Plainville, Connecticut
Adopted Town of Plainville Revenue Budget Detail - Fiscal Year 2018 - 2019
As of February 13, 2018

		2016 - 2017	2017 - 2018			2018 - 2019		
		Actual		Received		Estimated	Increase/(Decrease)	
	Town of Plainville Revenue	Received	Budgeted	Date	Estimated	Budget	$	%
	Property Taxes							
41010	Current taxes	$ 43,030,736	$ 43,952,920	$ 38,773,406	$ 43,865,021	$45,782,478	$ 1,829,558	4.16%
41015	Prior taxes	665,197	525,000	614,033	650,000	525,000	-	0.00%
41020	Motor vehicle supp	540,952	400,000	259,956	400,000	400,000	-	0.00%
41040	Suspense	28,318	25,000	12,606	25,000	25,000	-	0.00%
41050	Interest	401,469	300,000	256,018	300,000	300,000	-	0.00%
41060	Liens/misc	31,600	5,500	2,723	5,500	5,500	-	0.00%
	Total Property Taxes	44,698,272	45,208,420	39,918,742	45,245,521	47,037,978	1,829,558	4.05%
	Licenses & Permits							
42110	Building permits	244,935	275,000	157,038	240,000	275,000	-	0.00%
42111	Building permits - State fee	113	200	78	150	200	-	0.00%
42120	Police permits	10,900	5,500	3,670	5,500	5,500	-	0.00%
42940	Dog licenses	1,924	1,000	793	1,000	1,000	-	0.00%
	Total Licenses & Permits	257,872	281,700	161,579	246,650	281,700	-	0.00%
	Fines & Fees							
43114	Condo fees	45,878	50,000	48,604	48,604	50,000	-	0.00%
43115	Building fees	540	1,200	149	500	1,200	-	0.00%
43116	Bounced check fees	1,045	1,000	495	750	1,000	-	0.00%
43117	MV delinquent fee	25,966	17,500	17,087	25,000	21,500	4,000	22.86%
43120	Police fines	625	2,500	260	600	1,500	(1,000)	-40.00%
43125	Police fees	63,388	50,000	66,263	75,000	62,500	12,500	25.00%
43126	Impound fees	1,330	3,000	670	1,500	1,500	(1,500)	-50.00%
43130	Town Clerk filing fees	1,219	2,000	1,222	2,000	2,000	-	0.00%
43135	Vital statistics	14,279	11,000	6,603	11,000	11,000	-	0.00%
43140	Recording fees	92,446	82,000	50,854	82,000	82,000	-	0.00%
43150	Planning & Zoning fees	6,091	5,000	4,237	5,000	5,000	-	0.00%
43160	ZBA fees	2,430	3,000	1,466	3,000	3,000	-	0.00%
43185	Senior Center fees	8,155	8,000	8,300	8,300	8,000	-	0.00%
43190	Senior Center health fees	10,000	10,000	6,000	10,000	10,000	-	0.00%
43195	Trash container fees	4,791	2,000	2,823	3,000	3,000	1,000	50.00%
43196	Tipping fees	10,375	8,000	7,885	8,000	8,000	-	0.00%
43198	Miscellaneous fees	1,385	500	135	500	500	-	0.00%
	Total Fines & Fees	289,943	256,700	223,053	284,754	271,700	15,000	5.84%

Town of Plainville, Connecticut
Adopted Town of Plainville Revenue Budget Detail - Fiscal Year 2018 - 2019
As of February 13, 2018

		2016 - 2017	2017 - 2018			2018 - 2019		
		Actual		Received		Estimated	Increase/(Decrease)	
	Town of Plainville Revenue	Received	Budgeted	Date	Estimated	Budget	$	%
	Use of Money							
44110	Investment income	$ 26,733	$ 40,000	$ 17,902	$ 28,000	$ 30,000	$ (10,000)	-25.00%
44114	Condo fee interest	480	500	2,592	2,592	500	-	0.00%
	Total Use of Money	27,213	40,500	20,494	30,592	30,500	(10,000)	-24.69%
	Intergovernmental Revenue							
45301	Special ed AP I grant	-	-	-	-	-	-	0.00%
45302	Special ed excess cost grant	-	-	-	-	-	-	0.00%
45303	Special education grant	-	2,499,215	-	-	-	(2,499,215)	-100.00%
45304	Education cost sharing grant	10,297,782	8,217,871	4,446,882	8,893,762	10,372,724	2,154,853	26.22%
45310	PILOT - State property	388	10,310	355	355	8,596	(1,714)	-16.62%
45418	PILOT - veteran's exemption	23,891	22,000	22,712	22,712	22,000	-	0.00%
45420	PILOT - elderly freeze	2,000	2,500	2,000	2,000	2,000	(500)	-20.00%
45425	PILOT - elderly circuit breaker	152,329	150,000	-	-	-	(150,000)	-100.00%
45435	PILOT - totally disabled	3,472	3,600	3,724	3,724	3,600	-	0.00%
45444	Municipal stabilization grant	-	-	63,371	63,371	-	-	0.00%
45445	Plane registation	7,580	8,200	7,640	8,200	8,200	-	0.00%
45500	Pequot grant	72,491	74,491	24,164	72,491	27,635	(46,856)	-62.90%
45530	Youth services grant	27,949	30,000	-	27,071	27,000	(3,000)	-10.00%
45542	Misc. State grants	22,046	30,000	9,838	30,000	30,000	-	0.00%
45543	Telecommunications	45,236	50,000	-	50,000	50,000	-	0.00%
45545	Grants for municipal projects	541,936	-	-	541,936	541,936	541,936	100.00%
45546	MRSF sales tax sharing	363,176	522,783	-	-	-	(522,783)	-100.00%
45570	LoCIP	124,497	228,244	-	228,683	145,246	(82,998)	-36.36%
	Total Intergovernmental	11,684,773	11,849,214	4,580,686	9,944,305	11,238,937	(610,277)	-5.15%
	Other Revenues							
48212	Conveyance tax	232,818	135,000	95,020	145,000	135,000	-	0.00%
48217	PILOT - Housing Authority	29,901	34,496	11,414	34,496	34,496	-	0.00%
48262	Taxpayer reimbursements	-	-	-	-	-	-	0.00%
48298	Miscellaneous - BOE	-	-	-	-	-	-	0.00%
48299	Miscellaneous - other	113,147	190,000	177,130	190,000	190,000	-	0.00%
	Total Other Revenues	375,866	359,496	283,564	369,496	359,496	-	0.00%
	Sundry & Interfund Transfers In							
49101	Interfund transfer in - WPCF	322,710	329,161	246,873	329,164	335,747	6,586	2.00%
49102	Use of fund balance	-	200,000	-	200,000	200,000	-	0.00%
49106	Interfund transfer in - Other Funds	6,679	-	-	-	-	-	0.00%
49107	Sale of fixed assets	210	-	860	860	-	-	0.00%
49108	Interfund transfer in - Debt Managemer	-	-	-	-	300,000	300,000	100.00%
	Total Sundry & Interfund Transfers In	329,599	529,161	247,733	530,024	835,747	306,586	57.94%
	Total Town of Plainville Revenue	$57,663,538	$58,525,191	$45,435,851	$56,651,342	$60,056,058	$ 1,530,867	2.62%

REVENUES

Property Taxes

41010 Current Taxes - property taxes levied on the current Grand List
41015 Prior Taxes - property taxes estimated to be collected on prior years' Grand Lists
41020 Motor Vehicle Supplement - property tax levied on motor vehicles (not included on the October Grand List)
41040 Suspense – property taxes that are removed from the Grand List after fifteen (15) years but payments are made subsequent to the fifteen-year period
41050 Interest - applied to late tax payments
41060 Liens/misc - charges on real property for the release of filing in the Town Clerk's Office

Licenses & Permits

42110 Building Permits - fees collected for issuance of building permits as required by law.
42111 Building Permits - State Fee - mandated 0.18 cents per $1,000 of assessed value is tacked onto building permit fees for the education of building officials.
42120 Police Permits - pistol permits, vending, solicitors, raffle permits
42940 Dog Licenses - all dogs owned in Plainville must be properly licensed.
42960 Solid Waste Licenses - license required of private haulers to use transfer station

Fines & Fees

43114 Condo Fees - garbage collection fees for condominiums
43115 Building Fees - fees for maps, books, and copies received from the building department
43116 Bounced Check Fee - fees for bounced checks
43117 Motor Vehicle Delinquent Fee – fees charged for late payment of motor vehicles per State of CT
43120 Police Fines - parking violations
43125 Police Fees - fees for accident reports, photos, private duty administration
43126 Impoundment Fees - dog impoundment
43130 Town Clerk Filing Fees - maps, liquor permits, trade name certifications
43135 Vital Statistics - birth, death, marriage licenses, etc.
43140 Recording Fees - for recording land records (warranty deeds, liens, sales)
43150 Planning & Zoning Fees - zoning applications and subdivisions
43160 Zoning Board of Appeals - fees for zoning appeals
43185 Senior Center Fees - membership fee for out-of-town residents
43190 Senior Center Health Fees – fees paid by Senior Center members for health services provided
43195 Trash Container Fees – fees collected for second trash containers
43196 Tipping Fees - for private use of landfill
43198 Miscellaneous Fees - snow removal for private roads, plus minor, non-budgeted items

Use of Money

44110 Investment Income - earned for Town's investments
44114 Condo Fee Interest - accrued on late condo fees

Intergovernmental Revenue

Education:

45304 Education Cost Sharing Grant - grant funding distributed according to the spending needs of the school, per statutory formula

State Reimbursements:

45310 PILOT – State Property – partial reimbursement for real property tax losses due to exemptions applicable to State-Owned real property
45418 PILOT – Veteran's Exemption - partial reimbursement of Veterans tax exemptions
45420 PILOT - Elderly Freeze - partial reimbursement for tax exemptions for the elderly
45435 PILOT – Totally Disabled Exemption - partial reimbursement for disability tax exemptions
45445 Plane Registration - fee collected for aircraft registration

Other Grants:

45500 Pequot Grant – proceeds of the Mashantucket Pequot and Mohegan Fund are allocated to municipalities pursuant to the statutory amount cited by formula
45530 Youth Services - to assist with provision of youth services programs
45542 Miscellaneous Federal/State Grants - includes FEMA disaster relief and other uncategorized funding
45543 Telecommunications - personal property tax on State communications equipment in Town
45570 LoCIP (Local Capital Improvement Program) - assistance for approved capital improvement programs

Other Revenues

48212 Conveyance Tax - levied on property transfers
48217 PILOT Housing Authority - received in lieu of property taxes from the Plainville Housing Authority
48299 Miscellaneous – Other - photocopies, rental fees for all cell towers in Town, Robertson Airport taxes, etc.

Sundry & Interfund Transfers In

49101 Interfund Transfer In - WPCF – transfers in from the Sewer Fund for employee benefits.

Town Council Recommended Budget

ANNUAL BUDGET

Expenditures

FISCAL YEAR

July 1, 2018- June 30, 2019

Summary of Expenditures

Within Plainville's budget for FY 2019, there are five (5) area of expenditures: Town Government, Board of Education (BOE), Debt Service, Capital Projects, and BOE Teachers' Retirement. The following chart illustrates the appropriations made to each of these areas throughout the past three (3) fiscal years.

	FY 2017 Adopted	FY 2018 Adopted	FY 2019 Proposed	Difference FY 2018 - 2019	Percent Change
Town Government					
General Government	$ 2,305,035	$ 2,489,607	$ 2,506,769	$ 17,162	0.69%
Public Safety	4,523,630	4,569,799	4,698,220	128,421	2.81%
Public Works	4,215,456	4,110,158	4,140,078	29,920	0.73%
Health & Human Serv	1,752,104	1,723,358	1,730,045	6,687	0.39%
Civic & Cultural	152,310	155,162	156,755	1,593	1.03%
Employee Fringe	1,770,055	1,860,555	1,891,891	31,336	1.68%
Sundry (incl Xfers Out)	827,212	807,212	791,613	(15,599)	(2.01%)
Total Town Governmt	**15,545,802**	**15,715,851**	**15,915,371**	**199,520**	**1.27%**
BOE Operating	**31,121,869**	**31,578,448**	**32,071,703**	**493,255**	**1.56%**
Debt Service	**4,712,294**	**4,712,294**	**4,400,000**	**(312,294)**	**(6.63%)**
Capital Proj – Town	853,000	712,950	575,100	(137,850)	(19.34%)
Capital Proj – BOE	247,000	387,050	224,900	(162,150)	(41.89%)
Total Capital Projects	**1,100,000**	**1,100,000**	**800,000**	**(300,000)**	**(27.27%)**
Town Health Insur	**1,460,000**	**1,493,950**	**1,617,775**	**123,825**	**8.29%**
BOE Health Insurance	**3,702,498**	**3,924,648**	**5,251,209**	**1,326,561**	**33.80%**
Total Town Budget	**$ 57,642,463**	**$ 58,525,191**	**$ 60,056,058**	**$ 1,530,867**	**2.62%**

TOWN GENERAL GOVERNMENT, DEBT SERVICE, & CAPITAL EXPENDITURES

The Town General Government operating budget is recommended at **$15,915,371** plus Town health insurance of **$1,617,775** for a total of **$17,533,146**. This is an overall increase of $323,345 or 1.88% from the current fiscal year 2018. This is detailed as $199,520 for the Town General Government and $123,825 for Town health insurance. The health insurance recommended line item accounts for 38% of the purposed increase in the Town General Government with all other line items combined account for the remaining 62%. The major changes to the Town General Government budget are as follows:

- All personnel costs, including overtime, are budgeted between 1.50% to 2.0% increases depending upon negotiated union contracts. Payroll increases in total dollars, including overtime, of $187,860 or 2.37% are in this budget request.

- The Police budget increase of $125,801 is primarily related to personnel costs increasing due to potential funding of a School Resource Officer (SRO) and filling a vacant dispatcher position. The School Resource Officer increase is partially offset by a reduction in the Data Processing department #155 of funding the shared BOE IT position. If approved, the BOE budget will pick up this cost, the Police budget will pick up the school resource officer position cost.

- The Buildings & Grounds department increase of $43,962 is primarily due to filling a vacant HVAC position. The FY 2018 budget included an approval to fill their position in January of 2018. This was deferred because of the state aid reduction. This position has been vacant for over a year. Required building maintenance is currently falling behind and/or being contracted at higher rates.

- The cost to provide property/liability insurance and workers compensation is estimated to increase by $30,815 or 4.61% over the current year, primarily due to higher workers' compensation costs. This increase is part of a three-year fixed rate not to exceed 3.00% contract for the LAP policy effective July 1, 2016 through June 30, 2019. The WC policy, due to high claims, is on a year-to-year basis.

- Utility costs, including streetlights, heating oil, and gasoline & diesel, have decreased by $12,220 or 0.81% due to lower fuel costs and conversion to LED streetlights.
- Employee Benefits, which includes health insurance, increased $155,161, of which health insurance alone is $123,825. The Town is looking at many options as to how to control health insurance costs.
- Most individual line items and departments have been kept to the FY 2018 budget level.

The Town Debt Service budget is recommended at **$4,400,000** based on current outstanding bond obligations. This reflects a reduction of $312,294 from the current fiscal year 2018 budget of $4,712,294.

The General Fund contribution to capital is recommended at **$800,000**, a reduction of $300,000.

BOARD OF EDUCATION

The FY 2019 Board of Education operating budget is recommended at **$32,071,703** plus BOE health insurance of **$5,251,209** for a total of **$37,322,912**. This is an overall increase of $1,819,816 or 5.13% from the current fiscal year 2018. This is detailed as $493,255 for the BOE operating budget and $1,326,561 for BOE health insurance. The increase in the health insurance line item accounts for 73% of the overall BOE budget increase with all remaining line items accounting for 37% of the increase. The table below summarizes the Board of Education budget by budget function. Under the Town Charter, the Town Manager is required to include the Board of Education's proposed budget as recommended by the Board of Education.

Summary of Expenditures (By Budget Function)

	Appropriated FY 2018	Proposed FY 2019	Proposed Budget Increase/(Decrease)	
Salaries	$ 23,496,346	$ 24,019,177	$ 561,831	2.39%
Employee Benefits	5,757,619	7,252,509	1,494,890	25.96%
Purchased Professional Serv	686,476	658,007	(28,469)	(4.15%)
Purchased Property Services	607,693	618,648	10,955	1.80%
Other Purch Serv	1,812,517	1,671,578	(140,939)	(7.78%)
Other Purch Serv – Ins	242,919	275,117	32,598	13.44%
Other Purch Serv - Tuition	1,052,852	989,800	(63,052)	(5.99%)
Supplies	1,731,684	1,680,956	(50,728)	(2.93%)
Property	43,015	43,595	580	1.35%
Dues & Fees	72,375	74,525	2,150	2.97%
Total BOE Budget	**$ 35,503,096**	**$ 37,322,912**	**$ 1,819,816**	**5.22%**

Total Board of Education Budget Changes $1,819,816 or 5.22%

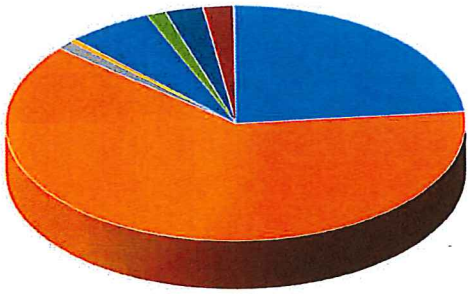

- Salaries $561,831 31%
- Employee Benefits $1,494,890 82%
- Purchased Prof Serv ($28,469) (2%)
- Purchased Prop Serv $10,955 1%
- Other Purch Serv ($140,939) (8%)
- Other Purch Serv Ins $32,598 2%
- Other Purch Serv Tuition ($63,052) (3%)
- Supplies ($50,728) (3%)
- Property ($580) (0%)
- Dues & Fees $2,150 0%

PROPOSED TOWN OF PLAINVILLE, CONNECTICUT
GENERAL GOVERNMENT & BOE EXPENDITURE BUDGET SUMMARY

	General Government	Actual Expended 2016 - 2017	2017 - 2018 Budgeted	2017 - 2018 Spent To Date	2017 - 2018 Estimated	2018 - 2019 Dept Request	2018 - 2019 Manager Request	2018 - 2019 Council Approved	Council App Inc/(Dec) $	Council App Inc/(Dec) %
101	Town Council	$ 69,792	$ 72,379	57,613	$ 71,879	$ 73,250	$ 73,150	$ -	$ 771	1.07%
111	P&Z Commission	2,517	3,600	1,302	2,900	3,600	3,400	-	(200)	-5.56%
112	ZBA	2,504	3,300	1,884	3,300	3,300	3,100	-	(200)	-6.06%
113	Inland/Wetlands Comm	936	1,900	802	1,700	1,900	1,900	-	-	0.00%
114	BOAA	2,579	2,097	542	2,097	2,097	2,097	-	-	0.00%
116	Conservation Commission	1,978	2,700	519	2,700	2,750	2,350	-	(350)	-12.96%
119	Veteran's Council	5,071	9,375	7,276	9,253	9,450	9,450	-	75	0.80%
121	Recycling Commission	904	950	490	950	950	910	-	(40)	-4.21%
130	Probate Court	8,670	9,475	9,475	9,475	9,000	9,000	-	(475)	-5.01%
131	Town Manager	217,187	275,357	165,377	265,782	270,121	269,880	-	(5,477)	-1.99%
132	Human Resources	88,111	92,682	53,880	93,982	94,032	93,832	-	1,150	1.24%
133	Elections	58,019	63,825	33,480	-	63,789	63,789	-	(36)	-0.06%
134	Town Attorney	135,333	135,055	85,377	135,055	136,599	136,349	-	1,294	0.96%
135	Town Treasurer	5,713	5,830	3,578	5,828	5,915	5,915	-	85	1.46%
136	Finance	183,583	206,402	122,068	201,380	209,005	208,790	-	2,388	1.16%
137	Assessments	206,175	231,589	191,143	230,989	236,416	236,416	-	4,827	2.08%
138	Revenue Collection	127,857	137,885	79,344	137,885	139,275	136,275	-	(1,610)	-1.17%
150	Town Clerk	192,031	200,495	134,476	200,495	202,505	202,385	-	1,890	0.94%
155	Data Processing	188,314	212,336	160,032	212,286	195,299	195,299	-	(17,037)	-8.02%
160	Insurance	664,499	668,715	665,839	668,041	699,530	699,530	-	30,815	4.61%
165	General Admin Services	74,935	81,055	32,291	71,715	79,402	78,352	-	(2,703)	-3.33%
170	Economic Development	63,978	72,605	44,611	73,450	74,700	74,600	-	1,995	2.75%
	Total General Government	2,300,686	2,489,607	1,851,399	2,401,142	2,512,885	2,506,769	-	17,162	0.69%

	Public Safety	Actual Expended 2016 - 2017	2017 - 2018 Budgeted	2017 - 2018 Spent To Date	2017 - 2018 Estimated	2018 - 2019 Dept Request	2018 - 2019 Manager Request	2018 - 2019 Council Approved	Council App Inc/(Dec) $	Council App Inc/(Dec) %
201	Police	4,190,471	4,106,618	2,612,096	4,090,285	4,250,299	4,232,419	-	125,801	3.06%
205	Animal Control	78,697	81,077	46,650	80,081	84,567	83,417	-	2,340	2.89%
206	EMS	14,743	15,294	15,294	15,294	15,824	15,824	-	530	3.47%
210	Fire	330,910	348,475	187,250	405,975	347,950	347,950	-	(525)	-0.15%
215	Civil Preparedness	17,974	18,335	11,282	18,335	18,610	18,610	-	275	1.50%
	Total Public Safety	4,632,795	4,569,799	2,872,572	4,609,970	4,717,250	4,698,220	-	128,421	2.81%

	Public Works	Actual Expended 2016 - 2017	2017 - 2018 Budgeted	2017 - 2018 Spent To Date	2017 - 2018 Estimated	2018 - 2019 Dept Request	2018 - 2019 Manager Request	2018 - 2019 Council Approved	Council App Inc/(Dec) $	Council App Inc/(Dec) %
301	Physical Services Admin	115,981	-	-	-	-	-	-	-	0.00%
305	Roadways	923,937	910,790	602,296	895,310	901,541	911,441	-	651	0.07%
310	Buildings & Grounds	985,185	1,002,660	670,258	1,015,292	1,058,728	1,046,622	-	43,962	4.38%
315	Municipal Bldg Maint	1,416,036	1,500,260	1,229,694	2,048,394	1,490,540	1,488,040	-	(12,220)	-0.81%
320	Motor Vehicle & Equip	146,112	135,260	109,362	135,260	138,174	134,174	-	(1,086)	-0.80%
323	Transfer Station	51,209	74,423	25,940	74,323	74,626	74,626	-	203	0.27%
325	Technical Services Admin	123,035	171,715	107,538	167,265	163,143	162,983	-	(8,732)	-5.09%
330	Engineering	51,359	77,425	47,276	77,425	78,520	78,520	-	1,095	1.41%
360	Building Inspector	81,917	85,840	48,080	90,850	94,892	89,852	-	4,012	4.67%
370	Fire Marshal	67,550	72,080	43,861	71,560	73,075	72,220	-	140	0.19%
380	Planning	74,244	79,705	48,695	80,160	81,800	81,600	-	1,895	2.38%
	Total Public Works	4,036,565	4,110,158	2,933,000	4,655,839	4,155,039	4,140,078	-	29,920	0.73%

PROPOSED TOWN OF PLAINVILLE, CONNECTICUT
GENERAL GOVERNMENT & BOE EXPENDITURE BUDGET SUMMARY

		Actual	2017 - 2018			2018 - 2019				
	Health & Human Services	Expended 2016 - 2017	Budgeted	Spent To Date	Estimated	Dept Request	Manager Request	Council Approved	Council App Inc/(Dec) $	Council App Inc/(Dec) %
410	Health & Sanitation	$ 120,157	$ 120,157	$ 89,975	$ 119,968	$ 120,157	$ 119,320	$ -	$ (837)	-0.70%
412	Health & Welfare	52,576	53,865	20,269	53,865	53,865	53,865	-	-	0.00%
415	Solid Waste	1,067,518	1,100,300	562,321	1,089,902	1,094,795	1,094,875	-	(5,425)	-0.49%
420	Senior Center	287,953	301,712	174,886	301,712	312,873	312,873	-	11,161	3.70%
430	Social Services	28,435	28,201	16,748	28,201	28,632	28,632	-	431	1.53%
440	Youth Services	116,210	119,123	68,783	119,123	120,480	120,480	-	1,357	1.14%
	Total Health & Human Ser	1,672,849	1,723,358	932,982	1,712,771	1,730,802	1,730,045	-	6,687	0.39%

		Actual	2017 - 2018			2018 - 2019				
	Civic & Cultural	Expended 2016 - 2017	Budgeted	Spent To Date	Estimated	Dept Request	Manager Request	Council Approved	Council App Inc/(Dec) $	Council App Inc/(Dec) %
510	Recreation	147,427	155,162	95,779	155,162	157,155	156,755	-	1,593	1.03%
	Total Civic & Cultural	147,427	155,162	95,779	155,162	157,155	156,755	-	1,593	1.03%

		Actual	2017 - 2018			2018 - 2019				
	Employee Fringe Benefits	Expended 2016 - 2017	Budgeted	Spent To Date	Estimated	Dept Request	Manager Request	Council Approved	Council App Inc/(Dec) $	Council App Inc/(Dec) %
820	Fringe Benefits	3,228,266	3,354,505	2,324,591	3,354,505	3,793,489	3,509,666	-	155,161	4.63%

		Actual	2017 - 2018			2018 - 2019				
	Sundry	Expended 2016 - 2017	Budgeted	Spent To Date	Estimated	Dept Request	Manager Request	Council Approved	Council App Inc/(Dec) $	Council App Inc/(Dec) %
830	Unclassified	22,532	30,000	20,327	30,000	30,000	30,000	-	-	0.00%
840	Xfers Out - Other Funds	1,141,002	777,212	1,126,562	2,420,864	777,212	761,613	-	(15,599)	-2.01%
	Total Sundry	1,163,534	807,212	1,146,889	2,450,864	807,212	791,613	-	(15,599)	-1.93%
	Subtotal Town Gov't	**17,182,122**	**17,209,801**	**12,157,212**	**19,340,253**	**17,873,832**	**17,533,146**	-	**323,345**	**1.88%**

		Actual	2017 - 2018			2018 - 2019				
	Debt Service	Expended 2016 - 2017	Budgeted	Spent To Date	Estimated	Dept Request	Manager Request	Council Approved	Council App Inc/(Dec) $	Council App Inc/(Dec) %
710	Debt Service	4,527,188	4,712,294	2,889,950	4,424,572	4,400,000	4,400,000	-	(312,294)	-6.63%
	Subtotal Debt Serv	**4,527,188**	**4,712,294**	**2,889,950**	**4,424,572**	**4,400,000**	**4,400,000**	-	**(312,294)**	**-6.63%**

		Actual	2017 - 2018			2018 - 2019				
	Sundry	Expended 2016 - 2017	Budgeted	Spent To Date	Estimated	Dept Request	Manager Request	Council Approved	Council App Inc/(Dec) $	Council App Inc/(Dec) %
840	Xfers Out - Capital Fund	1,102,070	1,100,000	799,001	1,074,000	1,100,000	800,000	-	(300,000)	-27.27%
	Subtotal Capital	**1,102,070**	**1,100,000**	**799,001**	**1,074,000**	**1,100,000**	**800,000**	-	**(300,000)**	**-27.27%**
	Total Gen Gov't Budget	**22,811,380**	**23,022,095**	**15,846,163**	**24,838,825**	**23,373,832**	**22,733,146**	-	**(288,949)**	**-1.26%**

		Actual	2017 - 2018			2018 - 2019				
	Board of Education	Expended 2016 - 2017	Budgeted	Spent To Date	Estimated	Superintendent Request	BOE Approved	BOE/Council Approved	Council App Inc/(Dec) $	Council App Inc/(Dec) %
910	BOE	34,724,367	35,503,096	18,010,187	35,283,096	36,210,451	37,322,912	-	1,819,816	5.13%
	Total BOE Budget	**34,724,367**	**35,503,096**	**18,010,187**	**35,283,096**	**36,210,451**	**37,322,912**	-	**1,819,816**	**5.13%**
	Total Town Budget	**$57,535,747**	**$58,525,191**	**$33,856,350**	**$60,121,921**	**$59,584,283**	**$60,056,058**	$ -	**$1,530,867**	**2.62%**

Town of Plainville, Connecticut
Adopted General Government & BOE Expenditure Budget Function Summary - Fiscal Year 2018 - 2019
As of February 13, 2018

	2016 - 2017	2017 - 2018			2018 - 2019				
	Actual		Spent To		Dept	Manager	Council	Council App Inc/(Dec)	
Town Budgets	Expended	Budgeted	Date	Estimated	Request	Request	Approved	$	%
Function									
Town Government									
Personnel	$ 7,856,549	$ 7,922,828	$ 4,926,099	$ 7,847,071	$ 8,133,845	$ 8,110,688	$ -	$ 187,860	2.37%
Employee Benefits	3,228,266	3,354,505	2,324,591	3,354,505	3,793,489	3,509,666	-	155,161	4.63%
Supplies	390,930	419,575	313,741	427,085	424,335	420,011	-	436	0.10%
Other Services & Charges	2,541,965	2,624,621	1,613,601	2,699,129	2,615,021	2,603,658	-	(20,963)	-0.80%
Insurance	649,484	653,700	650,824	653,026	684,290	684,290	-	30,590	4.68%
Energy & Utility	1,339,406	1,443,060	617,874	1,409,974	1,433,340	1,430,920	-	(12,140)	-0.84%
Capital Outlay	33,403	14,300	16,440	19,600	12,300	12,300	-	(2,000)	-13.99%
Xfers Out - Other Funds	1,141,002	777,212	576,562	770,864	777,212	761,613	-	(15,599)	-2.01%
Subtotal Town Gov't	**17,181,005**	**17,209,801**	**11,039,732**	**17,181,254**	**17,873,832**	**17,533,146**	**-**	**323,345**	**1.88%**
Debt Service									
Debt Service	4,527,188	4,712,294	2,889,950	4,424,572	4,400,000	4,400,000	-	(312,294)	-6.63%
Interfund Xfers Out									
Xfers Out - Capital	1,102,070	1,100,000	799,001	1,074,000	1,100,000	800,000	-	(300,000)	-27.27%
Total Gen Gov't	**22,810,263**	**23,022,095**	**14,728,683**	**22,679,826**	**23,373,832**	**22,733,146**	**-**	**(288,949)**	**-1.26%**
					Superintendent	BOE	BOE/Council	Council App Inc/(Dec)	
Board of Education					Request	Approved	Approved	$	%
Salaries	23,640,437	23,496,346	11,889,677	23,276,346	24,223,809	24,058,177	-	561,831	2.39%
Employee Benefits	5,336,708	5,757,619	1,042,778	5,757,619	5,953,948	7,252,509	-	1,494,890	25.96%
Purchased Professional Serv	406,273	686,476	277,160	686,476	658,007	658,007	-	(28,469)	-4.15%
Purchased Property Serv	519,766	607,693	454,362	607,693	624,648	618,648	-	10,955	1.80%
Other Purchased Serv	1,812,883	1,812,517	953,041	1,812,517	1,673,578	1,671,578	-	(140,939)	-7.78%
Other Purchased Serv - Ins	234,871	242,519	225,214	242,519	284,317	275,117	-	32,598	13.44%
Other Purchased Serv - Tuitio	1,163,510	1,052,852	1,933,926	1,052,852	989,800	989,800	-	(63,052)	-5.99%
Supplies	1,446,611	1,731,684	1,137,673	1,731,684	1,680,956	1,680,956	-	(50,728)	-2.93%
Property	107,738	43,015	37,399	43,015	43,595	43,595	-	580	1.35%
Dues & Fees	55,570	72,375	58,957	72,375	77,793	74,525	-	2,150	2.97%
Total Oper BOE	**34,724,367**	**35,503,096**	**18,010,187**	**35,283,096**	**36,210,451**	**37,322,912**	**-**	**1,819,816**	**5.13%**
State Teachers Retirement	-	-	-	-	-	-	-	-	0.00%
Total Gross BOE	**34,724,367**	**35,503,096**	**18,010,187**	**35,283,096**	**36,210,451**	**37,322,912**	**-**	**1,819,816**	**5.13%**
Excess Cost Used	(766,784)	(650,000)	-	(650,000)	(650,000)	(650,000)	-	-	0.00%
Transfers to Capital	-	-	-	-	-	-	-	-	0.00%
Total Funds Used	(766,784)	(650,000)	-	(650,000)	(650,000)	(650,000)	-	-	0.00%
Total Net BOE	33,957,583	34,853,096	18,010,187	34,633,096	35,560,451	36,672,912	-	1,819,816	5.22%
Total Town Budgets	**$57,534,630**	**$58,525,191**	**$32,738,870**	**$57,962,922**	**$59,584,283**	**$60,056,058**	**$ -**	**$1,530,867**	**2.62%**

Town of Plainville, Connecticut
Adopted General Government Expenditure Budget Line Item Detail - Fiscal Year 2018 - 2019
As of February 13, 2018

		2016 - 2017	2017 - 2018			2018 - 2019				
	Town Government	Actual Expended	Budgeted	Spent To Date	Estimated	Dept Request	Manager Request	Council Approved	Council App Inc/(Dec) $	Council App Inc/(Dec) %
	Personnel									
51110	Full-time salary	$ 6,409,436	$ 6,707,490	$ 4,118,884	$ 6,526,979	$ 6,894,299	$ 6,893,999	$ -	$ 186,509	2.78%
51120	Part-time salary	559,295	610,088	356,382	615,542	633,531	600,674	-	(9,414)	-1.54%
51140	Overtime - regular	790,384	541,790	409,393	641,090	542,086	542,086	-	296	0.05%
51140-2012	Overtime - snow	97,434	63,460	41,440	63,460	63,929	73,929	-	10,469	16.50%
	Total Personnel	7,856,549	7,922,828	4,926,099	7,847,071	8,133,845	8,110,688	-	187,860	2.37%
	Employee Benefits									
51205	Municipal retirement	484,225	519,200	388,615	519,200	525,600	526,600	-	7,400	1.43%
51206	Police retirement	497,420	521,000	520,370	521,000	521,000	535,000	-	14,000	2.69%
51209	Medicare	132,246	133,900	83,821	133,900	138,000	138,000	-	4,100	3.06%
51210	FICA	514,061	525,300	326,794	525,300	542,000	542,000	-	16,700	3.18%
51211	Medical premiums	1,442,608	1,493,950	880,934	1,493,950	1,916,598	1,617,775	-	123,825	8.29%
51212	Dental premiums	35,605	36,300	47,186	36,300	27,816	27,816	-	(8,484)	-23.37%
51225	AD&D/life/LTD/EAP	37,870	39,355	25,051	39,355	39,355	39,355	-	-	0.00%
51240	Deferred compensation	74,679	73,000	48,017	73,000	73,000	73,000	-	-	0.00%
51250	Unemployment comp	-	1,000	23	1,000	1,000	1,000	-	-	0.00%
51260	Physicals/vaccines	9,552	11,500	3,780	11,500	9,120	9,120	-	(2,380)	-20.70%
	Total Employee Benefits	3,228,266	3,354,505	2,324,591	3,354,505	3,793,489	3,509,666	-	155,161	4.63%
	Supplies									
52310	Office supplies	17,624	15,036	11,129	15,036	15,036	15,036	-	-	0.00%
52330	Operating supplies	195,479	225,303	134,019	222,003	226,325	224,825	-	(478)	-0.21%
52340	Repair & maintenance	159,398	143,286	150,471	154,211	146,814	144,300	-	1,014	0.71%
52340-2012	Repair & maint - snow/stor	-	10,000	-	10,000	10,000	12,000	-	2,000	20.00%
52350	Auto supplies & parts	18,429	25,950	18,122	25,835	26,160	23,850	-	(2,100)	-8.09%
	Total Supplies	390,930	419,575	313,741	427,085	424,335	420,011	-	436	0.10%
	Other Services & Charges									
52401	Professional development	28,796	37,551	19,287	37,112	37,201	35,660	-	(1,891)	-5.04%
52402	Court cost/fees	1,138	1,500	53	1,500	1,500	1,500	-	-	0.00%
52405	Mileage	2,556	2,750	968	2,750	2,750	2,750	-	-	0.00%
52410	Advertising	10,059	11,400	5,842	12,050	11,400	10,950	-	(450)	-3.95%
52430	Recruitment & training	82,727	68,850	57,067	65,384	65,250	65,035	-	(3,815)	-5.54%
52435	Other contractual	1,534,445	1,598,161	931,641	1,614,424	1,598,299	1,592,662	-	(5,499)	-0.34%
52436	Contractual labor	33,235	30,100	16,687	30,100	30,100	30,100	-	-	0.00%
52445	Transfer station	24,870	30,000	11,254	30,000	30,000	30,000	-	-	0.00%
52446	Recycling	255,226	262,000	128,106	250,896	247,460	247,460	-	(14,540)	-5.55%
52450	Maintenance contracts	168,487	186,375	181,356	194,024	194,056	191,036	-	4,661	2.50%
52460	Rentals	25,412	35,325	16,351	35,325	35,075	35,075	-	(250)	-0.71%
52460-2012	Rentals - snow	125,378	105,000	86,000	118,000	105,000	105,000	-	-	0.00%
52465	Agency subsidy	82,818	89,844	53,638	89,774	90,015	93,915	-	4,071	4.53%
52470	Auto repair & maint	48,884	46,850	35,081	46,475	46,850	48,450	-	1,600	3.42%
52475	Bldg & grounds repair	23,771	20,000	17,657	21,000	21,000	21,000	-	1,000	5.00%
52480	Equip repair & maint	94,163	92,915	52,613	144,315	93,065	93,065	-	150	0.16%
52480-2012	Equip repair & maint - snov	-	6,000	-	6,000	6,000	-	-	(6,000)	-100.00%
	Total Other Serv & Charges	2,541,965	2,624,621	1,613,601	2,699,129	2,615,021	2,603,658	-	(20,963)	-0.80%
	Insurance									
52496	Volunteer firemen	6,143	6,640	6,216	6,216	6,405	6,405	-	(235)	-3.54%
52497	Risk insurance	226,317	241,060	232,880	235,082	249,685	249,685	-	8,625	3.58%
52498	Workers' compensation	417,024	406,000	411,728	411,728	428,200	428,200	-	22,200	5.47%
	Total Insurance	649,484	653,700	650,824	653,026	684,290	684,290	-	30,590	4.68%

Town of Plainville, Connecticut
Adopted General Government Expenditure Budget Line Item Detail - Fiscal Year 2018 - 2019
As of February 13, 2018

		2016 - 2017	2017 - 2018			2018 - 2019				
	Town Government	Actual Expended	Budgeted	Spent To Date	Estimated	Dept Request	Manager Request	Council Approved	Council App Inc/(Dec) $	Council App Inc/(Dec) %
	Energy & Utility									
53510	Electricity - Traffic Signals	$ 10,339	$ 12,000	$ 5,058	$ 12,000	$ 12,000	$ 12,000	$ -	$ -	0.00%
53511	Electricity - Street Lights	71,615	80,500	29,458	80,500	80,500	78,000	-	(2,500)	-3.11%
53512	Electricity - Build & Grds	226,443	265,000	109,149	240,000	255,000	255,000	-	(10,000)	-3.77%
53520	Natural gas	42,642	52,000	19,316	52,000	52,000	52,000	-	-	0.00%
53530	Heating oil - Bldg & Grds	11,887	12,110	11,531	12,110	12,390	12,390	-	280	2.31%
53540	Gasoline & diesel - MV	183,846	204,000	92,335	195,914	204,000	204,080	-	80	0.04%
53550	Water & hydrant - Fire	696,566	725,000	285,864	725,000	725,000	725,000	-	-	0.00%
53551	Water & hydrant - Bldg	35,351	32,500	19,825	32,500	32,500	32,500	-	-	0.00%
53552	Water & hydrant - Sen Ctr	1,575	1,700	1,105	1,700	1,700	1,700	-	-	0.00%
53561	Telephone - Elections	169	850	-	850	850	850	-	-	0.00%
53562	Telephone - Bldg & Grds	57,392	55,000	43,800	55,000	55,000	55,000	-	-	0.00%
53563	Telephone - Sen Ctr	1,581	2,400	433	2,400	2,400	2,400	-	-	0.00%
	Total Energy & Utility	1,339,406	1,443,060	617,874	1,409,974	1,433,340	1,430,920	-	(12,140)	-0.84%
	Capital Outlay									
54640	Machinery & equip	33,403	14,300	16,440	19,600	12,300	12,300	-	(2,000)	-13.99%
	Total Capital Outlay	33,403	14,300	16,440	19,600	12,300	12,300	-	(2,000)	-13.99%
	Transfers Out - Other Funds									
55504	Xfer out - Debt Manage fu	185,105	-	-	-	-	-	-	-	0.00%
55509	Xfer out - SS Emer fund	500	500	375	500	500	500	-	-	0.00%
55516	Xfer out - Recreation fund	90,000	90,000	67,500	90,000	90,000	83,500	-	(6,500)	-7.22%
55524	Xfer out - Landfill	95,000	-	-	-	-	-	-	-	0.00%
55569	Xfer out - FEMA Phase II	71,536	-	-	-	-	-	-	-	0.00%
55573	Xfer out - FEMA Phase I	12,149	-	-	-	-	-	-	-	0.00%
55581	Xfer out - Library fund	659,050	659,050	487,940	652,702	659,050	649,951	-	(9,099)	-1.38%
55583	Xfer out - Senior Center	27,662	27,662	20,747	27,662	27,662	27,662	-	-	0.00%
	Total Transfers Out - Other	1,141,002	777,212	576,562	770,864	777,212	761,613	-	(15,599)	-2.01%
	Total Town Gov't	17,181,005	17,209,801	11,039,732	17,181,254	17,873,832	17,533,146	-	323,345	1.88%
	Debt Service									
54711	Principal	3,580,000	3,585,000	2,350,000	3,585,000	3,215,000	3,215,000	-	(370,000)	-10.32%
54721	Interest	948,886	855,325	539,950	822,572	706,300	712,248	-	(143,077)	-16.73%
54723	Miscellaneous costs	(1,698)	271,969	-	17,000	478,700	472,752	-	200,783	73.83%
	Total Debt Service	4,527,188	4,712,294	2,889,950	4,424,572	4,400,000	4,400,000	-	(312,294)	-6.63%
	Transfers Out - Capital									
55511	Xfer out - Town cap fund	925,070	712,950	508,713	686,950	712,950	575,100	-	(137,850)	-19.34%
55512	Xfer out - BOE cap fund	177,000	387,050	290,288	387,050	387,050	224,900	-	(162,150)	-41.89%
	Total Transfers Out - Cap	1,102,070	1,100,000	799,001	1,074,000	1,100,000	800,000	-	(300,000)	-27.27%
	Total Gen Gov't	$22,810,263	$23,022,095	$14,728,683	$22,679,826	$23,373,832	$22,733,146	$ -	$ (288,949)	-1.26%

Town of Plainville, Connecticut
Adopted Board of Education Object Budget Line Item Detail - Fiscal Year 2018 - 2019
As of February 13, 2018

		2016 - 2017	2017 - 2018			2018 - 2019				
		Actual		Spent To		Superintendent	BOE	BOE/Council	Council App Inc/(Dec)	
	BOE Object Budget	Expended	Budgeted	Date	Estimated	Request	Approved	Approved	$	%
	Salaries									
1110	Certified administrators	$ 1,978,599	$ 1,677,003	$ 1,339,985	$ 1,677,003	$ 1,824,174	$ 1,824,174		$ 147,171	8.78%
1111	Certified teachers	14,964,552	15,085,407	6,941,701	14,865,407	15,261,473	15,163,073		77,666	0.51%
1112	Certified sub teachers	366,499	275,000	160,534	275,000	280,000	280,000		5,000	1.82%
1113	Certified advisors	370,873	380,001	205,229	380,001	389,873	378,641		(1,360)	-0.36%
1114	Chaperones & advisors	16,522	19,845	8,342	19,845	20,655	20,655		810	4.08%
1115	Cert home bound tutors	6,489	25,000	5,056	25,000	5,100	5,100		(19,900)	-79.60%
1120	Custodians & maintenance	1,202,132	1,196,759	629,242	1,196,759	1,205,922	1,205,922		9,163	0.77%
1121	Custodians & maint - PT	94,318	90,000	55,482	90,000	90,000	90,000		-	0.00%
1122	Office professionals	1,113,451	1,241,616	578,649	1,241,616	1,258,258	1,258,258		16,642	1.34%
1124	Paraprofessional	1,444,086	913,011	744,518	913,011	896,381	890,381		(22,630)	-2.48%
1126	Nurses	361,440	333,259	179,604	333,259	338,347	338,347		5,088	1.53%
1127	Monitors	84,182	46,247	59,791	46,247	31,267	31,267		(14,980)	-32.39%
1128	School tutors	401,418	887,944	339,236	887,944	1,089,260	1,089,260		201,316	22.67%
1199	Other nonbargaining	1,235,536	1,324,254	642,308	1,324,254	1,533,099	1,483,099		158,845	12.00%
1200	Classified substitute	340	1,000	-	1,000	-	-		(1,000)	-100.00%
	Total Salaries	23,640,437	23,496,346	11,889,677	23,276,346	24,223,809	24,058,177	-	561,831	2.39%
	Employee Benefits									
2101	Health insurance	3,514,155	3,924,648	(117,356)	3,924,648	3,924,648	5,251,209		1,326,561	33.80%
2105	Admin disability ins	-	12,423	-	12,423	13,000	13,000		577	4.64%
2106	Life insurance - teachers	47,586	25,085	55,825	25,085	60,000	60,000		34,915	139.19%
2107	Life insurance - others	629	1,253	-	1,253	-	-		(1,253)	-100.00%
2201	Social security	761,742	796,074	422,477	796,074	810,000	810,000		13,926	1.75%
2301	Retirement	197,461	200,000	16,885	200,000	230,000	230,000		30,000	15.00%
2302	Pension plan	538,836	494,000	375,584	494,000	567,300	567,300		73,300	14.84%
2401	Tuition reimbursement	6,612	8,000	4,500	8,000	8,000	8,000		-	0.00%
2501	Unemployment comp	-	10,000	6,500	10,000	10,000	10,000		-	0.00%
2601	Workers' compensation	269,687	286,136	278,363	286,136	331,000	303,000		16,864	5.89%
	Total Employee Benefits	5,336,708	5,757,619	1,042,778	5,757,619	5,953,948	7,252,509	-	1,494,890	25.96%
	Purchased Professional Services									
3201	Inst prog service	103,923	138,037	88,912	138,037	134,800	134,800		(3,237)	-2.35%
3301	Prof operating serv	102,853	130,450	15,418	130,450	146,000	146,000		15,550	11.92%
3401	Technical service	168,728	373,789	172,830	373,789	362,207	362,207		(11,582)	-3.10%
3402	Data processing	30,769	44,200	-	44,200	15,000	15,000		(29,200)	-66.06%
	Total Purch Prof Serv	406,273	686,476	277,160	686,476	658,007	658,007	-	(28,469)	-4.15%
	Purchased Property Services									
4111	Utility - water	34,756	30,500	30,500	30,500	30,500	30,500		-	0.00%
4112	Utility - sewer	19,600	18,200	17,634	18,200	18,200	18,200		-	0.00%
4211	Refuse collection	64,181	65,500	65,817	65,500	65,500	65,500		-	0.00%
4301	Repairs - buildings	27,955	61,300	27,185	61,300	69,800	69,800		8,500	13.87%
4302	Repairs - equipment	165,463	158,350	105,208	158,350	164,350	164,350		6,000	3.79%
4304	Repairs - plumbing	11,495	26,450	19,301	26,450	25,600	25,600		(850)	-3.21%
4305	Repairs - electrical	6,771	20,100	5,388	20,100	18,700	18,700		(1,400)	-6.97%
4309	Repairs - time & security	28,778	33,010	21,799	33,010	31,800	31,800		(1,210)	-3.67%
4311	Repairs - heat & ventilation	33,007	60,850	35,378	60,850	67,000	67,000		6,150	10.11%
4421	Rental - lease	38,502	48,300	53,607	48,300	50,500	44,500		(3,800)	-7.87%
4901	Other property services	89,258	85,133	72,545	85,133	82,698	82,698		(2,435)	-2.86%
	Total Purch Prop Serv	519,766	607,693	454,362	607,693	624,648	618,648	-	10,955	1.80%

Town of Plainville, Connecticut
Adopted Board of Education Object Budget Line Item Detail - Fiscal Year 2018 - 2019
As of February 13, 2018

		2016 - 2017	2017 - 2018			2018 - 2019				
		Actual		Spent To		Superintendent	BOE	BOE/Council	Council App Inc/(Dec)	
	BOE Object Budget	Expended	Budgeted	Date	Estimated	Request	Approved	Approved	$	%
	Other Purchased Services									
5101	Transportation - students	$ 690,088	$ 1,139,872	$ 851,342	$ 1,139,872	$ 604,000	$ 604,000		$ (535,872)	-47.01%
5102	Transportation - field trips	40,002	16,428	13,754	16,428	27,908	27,908		11,480	69.88%
5103	Transportation - athletic	70,266	71,540	65,143	71,540	72,670	70,670		(870)	-1.22%
5107	Transportation - van	253,874	208,548	24,571	208,548	269,000	269,000		60,452	28.99%
5108	Transportation - spec ed Town	745,013	-	-		-	-		-	0.00%
5109	Transportation - spec ed State	13,640	376,129	(1,769)	376,129	700,000	700,000		323,871	86.11%
	Total Other Purchased Serv	1,812,883	1,812,517	953,041	1,812,517	1,673,578	1,671,578	-	(140,939)	-7.78%
	Other Purchased Services - Ins									
5212	Insurance - liability	150,715	155,401	141,885	155,401	161,617	161,617		6,216	4.00%
5214	Insurance - sports	14,729	15,318	21,922	15,318	25,000	25,000		9,682	63.21%
5301	Telephone	41,752	33,500	28,264	33,500	26,000	23,000		(10,500)	-31.34%
5302	Postage	12,182	16,400	23,247	16,400	24,350	24,350		7,950	48.48%
5402	Advertising	-	500	-	500	1,000	1,000		500	100.00%
5501	Printing & binding	15,493	21,400	9,896	21,400	46,350	40,150		18,750	87.62%
	Total Other Purch Serv - Ins	234,871	242,519	225,214	242,519	284,317	275,117	-	32,598	13.44%
	Other Purchased Services - Tuition									
5601	Tuition	37,960	110,000	34,115	110,000	140,000	140,000		30,000	27.27%
5602	Tuition - in State	1,040,470	851,452	1,861,282	851,452	755,000	755,000		(96,452)	-11.33%
5650	Tuition - out of State	336	-	-		-	-		-	0.00%
5801	Conference & travel	30,952	39,600	13,146	39,600	44,300	44,300		4,700	11.87%
5802	Travel - specialists	5,794	10,000	1,780	10,000	5,500	5,500		(4,500)	-45.00%
5901	Other purchased services	47,998	41,800	23,603	41,800	45,000	45,000		3,200	7.66%
	Total Other Purch Serv - Tuition	1,163,510	1,052,852	1,933,926	1,052,852	989,800	989,800	-	(63,052)	-5.99%
	Supplies									
6103	Supplies - maintenance	69,369	83,800	52,900	83,800	83,800	83,800		-	0.00%
6104	Supplies - custodial	61,612	62,000	7,910	62,000	62,000	62,000		-	0.00%
6109	Supplies - central	16,745	12,917	11,613	12,917	12,917	12,917		-	0.00%
6110	Supplies - duplication	25,439	11,060	21,060	11,060	22,060	22,060		11,000	99.46%
6111	Supplies - instructional	254,126	332,346	187,662	332,346	361,710	361,710		29,364	8.84%
6112	Supplies - non-instructional	172,849	166,147	116,512	166,147	148,795	148,795		(17,352)	-10.44%
6113	Supplies - testing	11,368	13,500	8,448	13,500	16,250	16,250		2,750	20.37%
6114	Software - instructional	4,996	22,800	3,727	22,800	27,814	27,814		5,014	21.99%
6115	Software - non-instructional	22,155	9,800	3,146	9,800	8,700	8,700		(1,100)	-11.22%
6211	Energy - gas	156,569	190,000	186,350	190,000	200,000	200,000		10,000	5.26%
6221	Energy - electrical	391,106	515,000	439,332	515,000	492,185	492,185		(22,815)	-4.43%
6241	Energy - oil	33,037	-	-		5,000	5,000		5,000	100.00%
6261	Gas & diesel	137,050	172,852	51,348	172,852	144,000	144,000		(28,852)	-16.69%
6401	Textbooks	62,245	94,962	26,122	94,962	51,200	51,200		(43,762)	-46.08%
6402	Workbooks	666	2,450	750	2,450	3,300	3,300		850	34.69%
6431	Library books	24,547	33,200	16,325	33,200	33,825	33,825		625	1.88%
6432	Periodicals	2,732	8,850	4,468	8,850	7,400	7,400		(1,450)	-16.38%
	Total Supplies	1,446,611	1,731,684	1,137,673	1,731,684	1,680,956	1,680,956	-	(50,728)	-2.93%

Town of Plainville, Connecticut
Adopted Board of Education Object Budget Line Item Detail - Fiscal Year 2018 - 2019
As of February 13, 2018

		2016 - 2017	2017 - 2018			2018 - 2019				
		Actual		Spent To		Superintendent	BOE	BOE/Council	Council App Inc/(Dec)	
	BOE Object Budget	Expended	Budgeted	Date	Estimated	Request	Approved	Approved	$	%
	Property									
7301	Equipment - new	22,276	20,300	9,289	20,300	13,800	13,800		(6,500)	-32.02%
7302	Equipment - replacement	85,462	22,715	28,110	22,715	29,795	29,795		7,080	31.17%
	Total Property	107,738	43,015	37,399	43,015	43,595	43,595	-	580	1.35%
	Dues & Fees									
8101	Dues & fees	55,570	72,375	58,957	72,375	77,793	74,525		2,150	2.97%
	Total Dues & Fees	55,570	72,375	58,957	72,375	77,793	74,525	-	2,150	2.97%
	Subtotal Gross BOE Oper Bu	34,724,367	35,503,096	18,010,187	35,283,096	36,210,451	37,322,912	-	1,819,816	5.13%
	State Teachers Retirement									
	State Teachers Retirement	-	-	-	-	-	-	-	-	0.00%
	Total State Teachers Retirement	-	-	-	-	-	-	-	-	0.00%
	Total Gross BOE Budget	34,724,367	35,503,096	18,010,187	35,283,096	36,210,451	37,322,912	-	1,819,816	5.13%
	Excess Cost Used									
	Excess Cost	(766,784)	(650,000)	-	(650,000)	(650,000)	(650,000)		-	0.00%
	Total Excess Cost Used	(766,784)	(650,000)	-	(650,000)	(650,000)	(650,000)	-	-	0.00%
	Transfers To Capital Fund									
	Transfers to Capital	-	-	-	-	-	-	-	-	0.00%
	Total Transfers to Capital	-	-	-	-	-	-	-	-	0.00%
	Total Net BOE Budget	$ 33,957,583	$ 34,853,096	$ 18,010,187	$ 34,633,096	$ 35,560,451	$ 36,672,912	$ -	$ 1,819,816	5.22%

Town Council Recommended Budget

ANNUAL BUDGET

Capital Improvement Plan

FISCAL YEAR

July 1, 2018- June 30, 2019

INTRODUCTION

The Five Year Capital Plan is a comprehensive list of major public improvement projects which are proposed for the Town and the Board of Education for the next five years. The first part of the plan is a summary of all proposed and approved projects. Immediately following this summary is a project detail sheet for each project listed which contains a brief description of the project, an estimate of cost, a method of financing, and the future a schedule of implementation.

Included is a presentation detailing the impact of bond costs on the mill rate as it relates to proposed and approved projects. The presentation gives the impact of actual outstanding debt less grant reimbursements, the estimated impact of authorized but unissued debt for approved projects, and the estimated impact of debt for projects included in this capital plan. A grant summary of the total estimated impact on the mill rate of all outstanding, authorized, and proposed debt is presented at the end.

The Capital Improvement Plan provides an effective means of preserving as well as adding to the physical assets of the Town. This type of plan is especially vital for a growing community like Plainville. Maintenance of the level of public safety and welfare of its citizens depends upon the continued improvement and expansion of the Town's physical and capital plan.

CAPITAL IMPROVEMENT/EXPENSE DESCRIPTION

A capital improvement is a major, nonrecurring addition, or improvement, to the physical infrastructure, land, buildings and equipment of the Town. It does not include ordinary recurring repairs or maintenance. Examples of capital improvements would be new or remodeled public buildings, new or improved streets, storm drains and culverts, sewer improvements, parks, land acquisition, and engineering plans.

A capital expenditure with an aggregate cost of more than $50,000 or a project life greater than a year is budgeted in the Capital Budget.

Non-recurring capital improvement projects for the fiscal year and their future impact on the operating budged are described in this section. Additionally, all recurring capital improvements are listed.

PROCESS

Annually, in October, each department, office, or agency submits to the Town Manager estimates of the cost of projects that are to be considered for inclusion in the Five Year Capital Improvement Plan. These projects are then included in the annual adoption program in the current year of the five-year Capital Improvement Program. The program has two processes; a planning process and a budgetary process.

Each November the CIP Committee consisting of the Town Manager, Assistant to the Town Manager, Finance Director, and Technical Services Director, meets with all departments that have submitted capital improvement requests to the Town Manager. The Committee then prioritizes the implementation of projects, based on community needs. A plan is then put together and transmitted to the Planning and Zoning Commission as required by the Connecticut State Statutes by the end of January. Thereafter, the Town Manager revises the plan to include the budgetary funding recommendations for the next fiscal year and forwards the document to the Town Council for its review as part of the budget process. The Manager shall recommend to the Council those projects to be undertaken during the ensuing fiscal year and the method of financing the same.

FUNDING

The Town uses the General Fund as the primary funding source for capital projects that are recurring or can be paid in installments, such as with lease purchase arrangements. The General Fund is also used for non-recurring projects when their costs are small enough to be absorbed by the General Fund. Other funds used for capital projects include the Capital Fund, the Debt Management Fund, and occasionally Department funds. The Capital Fund consists of unused capital project funds that have lapsed to the capital fund. The balance is then used in future years to help offset the impact of capital expenditure on the General Fund. The Debt management fund was established to help offset the impact of capital expenditures in future years. Individual Department funds can be utilized for one-time expenditures that do not exceed $5,000. Grants, donations, and rebates, from the State or other sources, are generally earmarked for specific uses. Whenever possible, the town applies for these funds in order to offset the costs of its projects.

Another way to finance capital improvement projects is through the issuance of debt. Projects, whose costs are expected to be significant, are often funded through the issuance of bonds. The debt service on the bond is generally for 20 years. This allows the cost of the project to be spread over a longer time period, correspond with the life of the project, and reduce the project's impact on the mill rate.

LEGAL DEBT LIMITS

Under Connecticut law there are limits to the quantity of debt that can be issued. The law states that municipalities shall not incur indebtedness through the issuance of bonds or notes, which will cause aggregate indebtedness by class to exceed the following:

General Purposes:	2 ¼ times annual receipts from taxation
School Purposes:	4 ½ times annual receipts from taxation
Sewer Purposes:	3 ¾ times annual receipts from taxation
Urban Renewal purposes:	3 ¼ times annual receipts from taxation
Unfunded Pension Deficit Purposes:	3 times receipts from taxation

In no case, however, shall total indebtedness exceed seven times the base. "Annual receipts from taxation" (the "base") are defined as total tax collections (including interest, and late payment of taxes) and state payments for revenue loss under Connecticut General Statutes (CGS) Section 12-129d and 7-528.

BENEFITS

The benefits of a Capital Improvement Plan are numerous. An annual presentation of a capital plan can serve as a measure of the Town's fiscal awareness as well as the efficiency and progressiveness of the Town's operation. The Capital Improvement Plan is a means of coordinating and centralizing the request of various departments and agencies, thus eliminating wasteful overlap, duplication, and delay. Additionally, the program allows more time for the study of projects and encourages public discussion of proposed undertakings.

Unencumbered appropriations lapse at the end of the fiscal year; however capital project appropriations do not. Capital project appropriations lapse when the budgeted item is acquired, construction is complete or if no expenditure or encumbrance has been made for three (3) consecutive fiscal years

CONCLUSION

In reviewing the Capital Improvement Plan, it is important to remember that this program is one of the community's most significant physical and financial planning tools. Objectives set forth in this plan and succeeding plans shall significantly influence the standard of facilities and services Plainville provides its citizens in the future. As such, careful analysis and evaluation is necessary if this plan is to serve as a rational planning guideline for the improvement of the community.

Respectfully submitted,

Robert E. Lee
Town Manager

FIVE YEAR CAPITAL IMPROVEMENT PLAN

Finance Departments

YEAR	TC Approved FY 2018	Agency Request for FY 2019	Town Manager Recommendation	FY 2020	FY 2021	FY 2022	FY 2023
Assessor Revaluation	$ 50,000	$ 50,000	$ -	$ 50,000	$ 50,000	$ 50,000	$ 50,000
TOTAL	$ 50,000	$ 50,000	$ -	$ 50,000	$ 50,000	$ 50,000	$ 50,000

Data Processing Department

YEAR	TC Approved FY 2018	Agency Request for FY 2019	Town Manager Recommendation	FY 2020	FY 2021	FY 2022	FY 2023
Computer Upgrades & Server for BOE Cluster	$ 30,000	$ -	$ -	$ -	$ -	$ -	
Green Wi-Fi (Year 2 of 3 on Contract)	9,435	10,800	10,800	10,800	-	-	-
Fiber Install for Municipal & BOE Buildings	-	150,000	-	150,000	150,000	150,000	150,000
Computer Upgrades (Rec/Senior Center)	-	30,000	30,000	30,000	30,000	30,000	30,000
TOTAL	$ 39,435	$ 190,800	$ 40,800	$ 190,800	$ 180,000	$ 180,000	$ 180,000

Economic & Community Development Department

YEAR	TC Approved FY 2018	Agency Request for FY 2019	Town Manager Recommendation	FY 2020	FY 2021	FY 2022	FY 2023
10 Year Plan of Conservation and Development	$ 20,000	$ 50,000	50,000	$ -	$ -	$ -	$ -
TOTAL	$ 20,000	$ 50,000	$ 50,000	$ -	$ -	$ -	$ -

Police Department

YEAR	TC Approved FY 2018	Agency Request for FY 2019	Town Manager Recommendation	FY 2020	FY 2021	FY 2022	FY 2023
Computer Aided Dispatch & Records	$ 15,000	$ 117,500	$ 117,500	$ 16,000	$ 16,000	$ 16,000	$ 16,000
Goosetown Radio System - Lease (5 of 5)	157,848	157,848	157,848	160,000	160,000	160,000	160,000
Patrol Cruisers Ford Interceptors - 1	84,000	59,000	29,500	88,500	59,000	88,500	59,000
Patrol Cruiser Outfitting - 1	30,750	20,500	10,250	30,750	20,500	18,000	12,000
Defibrilator in Patrol Cruisers and Station	6,400	6,400	-	6,400	6,400	6,400	6,400
Video Cameras in Patrol Cruisers and Station	14,000	14,000	7,000	14,000	14,000	14,000	14,000
Police Equipment (Handguns, Tazers, Vests, etc.)	7,500	-	-	-	-	-	-
Police Equipment (Handguns)	-	27,270	-	27,270	-	-	-
Police Equipment (Shotguns)	-	7,500	-	7,500	-	-	-
Police Equipment (Police & SWAT Vests)	-	7,940	7,940	7,940	7,940	7,940	7,940
Police Equipment (Colt AR-15)	-	-	-	-	-	-	7,500
Computer Replacement	18,000	18,000	11,762	18,000	18,000	18,000	18,000
Canine Deparment Ford Transit Connect Van	33,000	-	-	-	-	-	-
Administrative/Detective Vehicle	-	28,500	-	28,500	-	-	-
F150 Ext. Cab 4WD w/Upfit	-	40,500	-	40,500			
TOTAL	$ 366,498	$ 504,958	$ 341,800	$ 445,360	$ 301,840	$ 328,840	$ 300,840

Fire Department

YEAR	TC Approved FY 2018	Agency Request for FY 2019	Town Manager Recommendation	FY 2020	FY 2021	FY 2022	FY 2023
Rescue Apparatus - Lease (5 of 5)	$ 103,418	$ -	$ -	$ -	$ -	$ -	$ -
Dispatch Communication Equipment - Lease (3 of 3)	27,977	-	-	-	-	-	-
Personal Protective Equipment/Radios	24,500	24,500	24,500	24,500	24,500	24,500	24,500
SCBA Bottle Replacements	10,000	10,000	10,000	10,000	10,000	10,000	10,000
Hurst Tool Power Unit Replacement (Jaws of Life)	10,500	10,500	-	-	-	-	-
Purchase Pump Skid for Utility 1	-	30,000	-	-	-	-	-
Thermal Imaging Camera Replacements	-	13,500	-	13,500	-	-	-
Utility 2 Replacement, Outfitted	-	75,000	75,000	-	-	-	-
Tower 1 Replacement	-	250,000	-	250,000	250,000	250,000	250,000
Class A Apparatus Replacement Engine #1	-	150,000	-	150,000	150,000	150,000	-
TOTAL	$ 176,395	$ 563,500	$ 109,500	$ 448,000	$ 434,500	$ 434,500	$ 284,500

FIVE YEAR CAPITAL IMPROVEMENT PLAN

Roadways Department

YEAR	TC Approved FY 2018	Agency Request for FY 2019	Town Manager Recommendation	FY 2020	FY 2021	FY 2022	FY 2023
JCB Loader/Backhoe	$ 115,000	$ -	$ -	$ -	$ -	$ -	$ -
10 Ton Dump Truck w/Snowplow, Hyralics, All Season	-	188,000	-	-	-	-	-
Truck Chassis w/ Vacuum Catch Basin Cleaner	-	-	-	365,000	-	-	-
Leaf Machine	-	31,000	-	31,000	-	-	-
Trailer Mounted Leaf Machine	-	-	-	-	36,000	-	-
Replacement Snow Plows for Mack Truck - 1	-	-	-	8,500	-	-	-
10 Dump Truck w/Plow & All Season Body	-	-	-	-	188,000	-	-
1 Ton Rack/Dump Truck	-	-	-	-	-	50,000	-
TOTAL	$ 115,000	$ 219,000	$ -	$ 404,500	$ 224,000	$ 50,000	$ -

Buildings & Grounds Department

YEAR	TC Approved FY 2018	Agency Request for FY 2019	Town Manager Recommendation	FY 2020	FY 2021	FY 2022	FY 2023
4WD Pickup Truck #45	$ 26,000	$ -	$ 26,000	$ -	$ -	$ -	$ -
Library Window Trim Repair and Paint	10,000	-	-	-	-	-	-
ADA Transition Plan Upgrades	-	10,000	-	10,000	10,000	10,000	10,000
4WD 1 Ton Pickup Truck with Plow #47	-	-	-	39,000	-	-	-
Library Roof Repairs	-	-	-	140,000	-	95,000	-
Recreation Department Fire Alarm Upgrade	-		-	25,000	-	-	-
Boiler Replacements	-	27,000	-	27,000	27,000	-	-
Firehouse AC Replacement	-	-	-	32,000	-	-	-
Recreation Department AC Replacement	-	-	-	15,000	-	-	-
4WD, 72in. Diesel Riding Mower	-	-	-	28,000	-	-	-
Municipal Center Roof Restoration	-	-	-	-	245,000	-	-
4WD Pick Up Truck #42	-	-	-	-	26,000	-	-
Berner Pool Bath House Roof	-	-	-	-	22,000	-	-
4WD 1 Ton Dump Truck w/Plow #49	-	-	-	-	-	38,000	-
4WD Pickup with Plow and Utility Body #39	-	-	-	-	-	-	39,000
Christmas Decoration Upgrade	-	-	-	-	-	-	6,000
MSP Ball Diamond Upgrades	-	20,000	-	20,000	-	-	-
Norton Park Canal Dredging	-	10,000	-	10,000	-	-	-
Municipal Center Fire Alarm Upgrade	-	45,000	-	45,000	-	-	-
Paderewski Park Activity Building Roof	-	11,000	-	11,000	-	-	-
Recreation Department Roof Replacement	-	65,000	-	65,000	-	-	-
4WD Pickup w/Plow #48	-	33,000	-	33,000	-	-	-
TOTAL	$ 36,000	$ 221,000	$ 26,000	$ 500,000	$ 330,000	$ 143,000	$ 55,000

Technical Services Department - Bridge Repair

YEAR	TC Approved FY 2018	Agency Request for FY 2019	Town Manager Recommendation	FY 2020	FY 2021	FY 2022	FY 2023
Shuttle Meadow Road Bridge Repair #04544	-	-	-	-	100,000		600,000
Tomlinson Avenue Bridge Repair #04546		-	-	250,000	-	-	-
TOTAL	$ -	$ -	$ -	$ -	$ 100,000	$ -	$ 600,000

Technical Services Department - Capital Improvements

YEAR	TC Approved FY 2018	Agency Request for FY 2019	Town Manager Recommendation	FY 2020	FY 2021	FY 2022	FY 2023
Roadway Sign Replacement Program (180 signs)	$ 15,000	$ 15,000	$ -	$ 15,000	$ 15,000	$ 15,000	$ 15,000
Downtown Decorative Sidewalk Reglazing & Sealing	-	25,000	-	25,000	-	-	-
Northwest Drive Pavement Restoration	1,000,000	200,000	-	-	-	-	-
Installation of Sanitary Sewer at Airport	-	-	-	300,000	-	-	-
Road Paving Program	-	-	-	-	400,000	400,000	400,000
Robotic Total Station	-	40,000	-	40,000	-	-	-
MS4 Monitoring Program	-	30,000		30,000	30,000	30,000	30,000
Concrete Sidewalk Repair and Replacement	-	50,000	-	50,000	50,000	50,000	50,000
TOTAL	$ 1,015,000	$ 360,000	$ -	$ 460,000	$ 495,000	$ 495,000	$ 495,000

Human Services - Senior Center Department

YEAR	TC Approved FY 2018	Agency Request for FY 2019	Town Manager Recommendation	FY 2020	FY 2021	FY 2022	FY 2023
Senior Center Dial-A-Ride Vehicle Match	$ -	$ 10,000	$ -	$ 5,000	$ -	$ -	$ -
TOTAL	$ -	$ 10,000	$ -	$ 5,000	$ -	$ -	$ -

Civic and Cultural Services - Library

YEAR	TC Approved FY 2018	Agency Request for FY 2019	Town Manager Recommendation	FY 2020	FY 2021	FY 2022	FY 2023
Replace Computer Workstations	$ -	$ 14,000	$ 7,000	$ 7,000	$ 8,000	$ -	$ -
TOTAL	$ -	$ 14,000	$ 7,000	$ 7,000	$ 8,000	$ -	$ -
TOTAL GENERAL GOVERNMENT	$ 1,818,328	$ 2,183,258	$ 575,100	$ 2,510,660	$ 2,123,340	$ 1,681,340	$ 1,965,340

FIVE YEAR CAPITAL IMPROVEMENT PLAN

Board of Education

YEAR	TC Approved FY 2018	Agency Request for FY 2019	Town Manager Recommendation	FY 2020	FY 2021	FY 2022	FY 2023
MSP: Upgrade Fire Annunciation System	$ 50,000	$ -	$ -	$ -	$ -	$ -	$ -
District Cleaning Equipment	15,000	7,783	-	22,783	-	-	-
District: Security Improvements	25,000	-	-	25,000	-	-	25,000
PHS: Partition Doors in Tech-Ed Hallway	7,500	-	-	-	-	-	-
PHS: 2 Entrances for Automatic Handicap Access	6,750	-	-	-	-	-	-
PHS: Repair and Resurface Kitchen Floor	4,200	-	-	-	-	-	-
Elementary: Chromebook Upgrade Grades 3 - 5	148,500	-	-	-	-	-	-
MSP: Teacher Laptop Replacement	61,600	-	-	-	-	-	-
District: Server Placement for Town & School Cluster	24,000	-	-	-	-	-	-
PHS: Core Switch	17,500	-	-	-	-	-	-
PHS: Administrative Laptop Replacement	16,500	-	-	-	-	-	-
MSP: Cases for Grades 6 and 8 Chromebooks	10,500	-	-	-	-	-	-
PHS: Repairs to Smoke Stack	-	65,000	-	65,000	-	-	-
Linden: Upgrade Building Automation System	-	15,535	-	15,353	-	-	-
MSP: Remove UST	-	15,000	-	15,000	-	-	-
PHS: Update One Head-end A/C w/Larger Unit	-	13,000	-	13,000	-	-	-
Networking Upgrade	-	45,000	45,000	-	-	-	-
Erate funding match - Network upgrade	-	(22,500)	(22,500)	-	-	-	-
MSP: Cases for grade 6	-	4,900	4,900	-	-	-	-
Replacement Chromebooks	-	110,000	110,000	80,000	-	-	-
PHS: Projectors Replacement	-	87,500	87,500	-	-	-	-
Kindergarten: iPads	-	-	-	24,750	-	-	-
PHS: Staff Laptops	-	-	-	77,000	-	-	-
PHS: Com Lab	-	-	-	26,400	-	-	-
Wheeler: Laptops	-	-	-	33,000	-	-	-
PHS: Gym Roof Snow Guards	-	-	-	86,000	-	-	-
PHS: Solar Inverter	-	-	-	15,000	-	-	-
Toffolon: School Landscape-Convert to Hardscape	-	-	-	35,000	-	-	-
Toffolon: Solar Inverter	-	-	-	12,000	-	-	-
PHS: Replace Emergency Generator	-	-	-	280,000	-	-	-
PHS: Repoint Exterior where Mortar Failing	-	-	-	50,000	50,000	50,000	-
District: Landscaping Improvements	-	-	-	15,000	15,000	-	15,000
District: Replace 2006 Chevy Express Vehicle	-	-	-	-	28,000	-	-
District: Parking Lot, Sidewalk, Storm Drain Maint.	-	-	-	-	20,000	-	-
PHS: Repair/Upgrade Boilers	-	-	-	-	-	225,000	-
PHS: Upgrade/Replace Building Automation System	-	-	-	-	-	100,000	-
MSP: Re-Roof	-	-	-	-	-	-	1,872,000
MSP: Additional HVAC Upgrades(Limited)	-	-	-	-	-	-	935,000
MSP: Resurface parking lots and roadway	-	-	-	-	-	-	800,000
MSP: Update Roof Top Air Handlers	-	-	-	-	-	-	770,000
MSP: Upgrade/Replace Chillers at MSP	-	-	-	-	-	-	436,000
MSP: Create a Secure Ent. from outside to the Office	-	-	-	-	-	-	130,000
MSP: Replace all carpeting	-	-	-	-	-	-	125,000
MSP: Replace all student lockers	-	-	-	-	-	-	100,000
MSP: Replace Emergency Generator	-	-	-	-	-	-	75,000
MSP: Re-key to match Dist. & Upgrade Hardware	-	-	-	-	-	-	60,000
MSP: Refinish both gym floors	-	-	-	-	-	-	55,000
MSP: Fume hood replacement	-	-	-	-	-	-	50,000
MSP: Upgrade Main Gym Bleachers for Accessibility	-	-	-	-	-	-	35,000
MSP: Install Automatic Isolation Valves for Chillers	-	-	-	-	-	-	15,000
MSP: Update Auditorium House Lighting Controls	-	-	-	-	-	-	13,000
District: Replace 2005 Ford E-250 Vehicle	-	-	-	-	-	-	30,000
BOARD OF EDUCATION TOTAL	$ 387,050	$ 341,218	$ 224,900	$ 890,286	$ 113,000	$ 375,000	$ 5,541,000

FIVE YEAR CAPITAL IMPROVEMENT PLAN

YEAR	TC Approved FY 2018	Agency Request for FY 2019	Town Manager Recommendation	FY 2020	FY 2021	FY 2022	FY 2023
Total Town General Government	$ 1,818,328	$ 2,183,258	$ 575,100	$ 2,510,660	$ 2,123,340	$ 1,681,340	$ 1,965,340
Total Board of Education	387,050	341,218	224,900	890,286	113,000	375,000	5,541,000
GRAND TOTAL - ALL PROJECTS	$ 2,205,378	$ 2,524,476	$ 800,000	$ 3,400,946	$ 2,236,340	$ 2,056,340	$ 7,506,340

Estimated Funding Sources	TC Approved FY 2018	Agency Request for FY 2019	Town Manager Recommendation	FY 2020	FY 2021	FY 2022	FY 2023
Total General Fund - Town	$ 712,950	$ 2,183,258	$ 575,100	$ 2,510,660	$ 2,123,340	$ 1,681,340	$ 1,965,340
Total General Fund - BOE	387,050	341,218	224,900	890,286	113,000	375,000	5,541,000
Total Capital Fund/Supplemental Appropriation	105,378	-	-	-	-	-	-
Total Grants	1,000,000	-	-	-	-	-	-
GRAND TOTAL - ALL FUNDING	$ 2,205,378	$ 2,524,476	$ 800,000	$ 3,400,946	$ 2,236,340	$ 2,056,340	$ 7,506,340

Water Pollution Control Facility

YEAR	TC Approved FY 2018	Agency Request for FY 2019	Town Manager Recommendation	FY 2020	FY 2021	FY 2022	FY 2023
I & I Manhole Rehabilitation	$ 15,000	$ 15,000	$ 15,000	$ 15,000	$ 15,000	$ 15,000	$ 15,000
Plant & Collection System Improvements/Repairs	125,000	-	-	125,000	125,000	125,000	125,000
Woodford Ave Milling	7,000	-	-	-	-	-	-
GIS Mapping	-	-	-	-	-	-	50,000
Pump Station Control Upgrade	-	200,000	-	-	-	-	-
Collection System and Equipment Repair	-	150,000	50,000	-	-	-	-
Crane Truck Replacement	-	78,000	78,000	-	-	-	-
WPCF TOTAL	$ 147,000	$ 443,000	$ 143,000	$ 140,000	$ 140,000	$ 140,000	$ 190,000

Data Processing

Recurring Project	FY 2019	Future Cost	Total Cost
Computer Upgrades & Equipment	$ 30,000	$ 120,000	$ 150,000
Green Wi-Fi	$ 10,800	$ 10,800	$ 21,600
Recurring Total	**$ 40,800**	**$ 130,800**	**$ 171,600**

Department Total	**$ 40,800**	**$ 130,800**	**$ 171,600**

RECURRING CAPITAL IMPROVMENTS

Description: Funds provide for the on-going computer replacement cycle, network infrastructure improvements, software upgrades, installation of fiber throughout the town in order to connect all town and BOE buildings, and contractual requirements. The Green Wi-Fi provides public Wi-Fi in the downtown area of Plainville.

Future Operating Budget Impact: Upgrades to the computers ensures that they are up date and compatible with current software limiting the amount of software purchases the Town will need to make .



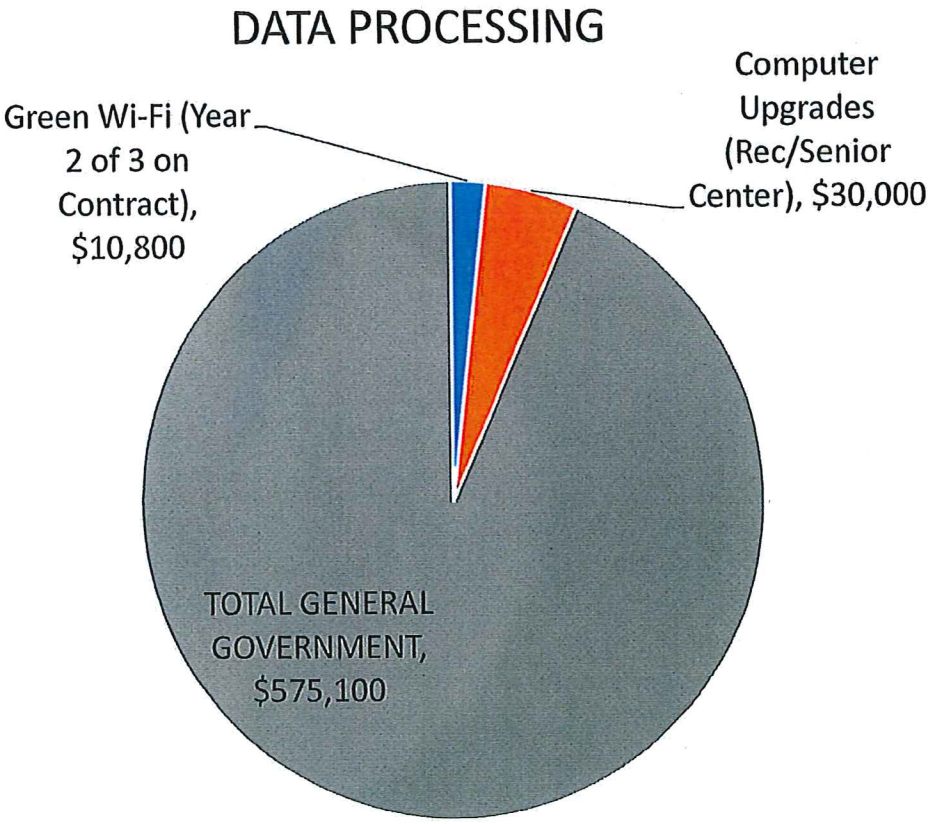

Police Department

Nonrecurring Project	FY 2019	Future Cost	Total Cost
Dispatch Communications Equipment Lease	$ 157,848	$ 640,000	$ 797,848
Nonrecurring Total	**$ 157,848**	**$ 640,000**	**$ 797,848**

DISPATCH COMMUNICATION SYSTEM



Description: Replaced outdated dispatch system. The entire dispatch communication system was updated to meet state standards. The project includes $117,000 for an AVTEC Scout tower for the police radio console, new computers, software and all related equipment. This will be the second payment on an assumed five-year lease. System can be purchased outright at end of the period, or a new lease can be arranged.

Future Operating Budget Impact: No impact is anticipated due to repair and replacement costs for the radio system being covered under an all-inclusive contract with Goosetown Communications.

Recurring Project	FY 2019	Future Cost	Total Cost
Patrol Cruiser Outfitting - 1/2	$ 10,250	$ 81,250	$ 91,500
Patrol Cruiser Ford Interceptors - 1/2	$ 29,500	$ 295,000	$ 324,500
Video Cameras in Patrol Cruisers - 2	$ 7,000	$ 56,000	$ 63,000
Police Equipment (Handguns, Tasers, Vests, etc.)	$ 7,940	$ 31,760	$ 39,700
Computer Replacement	$ 11,762	$ 72,000	$ 83,762
Computer Aided Dispatch & Records	$ 117,500	$ 64,000	$ 181,500
Recurring Total	**$ 183,952**	**$ 600,010**	**$ 783,962**

Department Total	**$ 341,800**	**$ 1,240,010**	**$ 1,581,810**

RECURRING IMPROVEMENTS

Description: Equipment within cruisers is upgraded on a rotating basis in order to ensure officer and public safety and to provide rapid response to residents' needs. Along with this recurring equipment is computer replacement to ensure software and firewalls are up to date.

Future Operating Budget Impact: Upgrades to computer hardware are expected to reduce maintenance costs during the time that the hardware is designed to meet performance expectations. Replacing patrol cruisers is anticipated to save on maintenance costs due to better performance, warrantee coverage, and availability of parts. Outfitting the cruisers will be completed in two years and will reduce equipment costs during its 5-7 year life.

POLICE DEPARTMENT

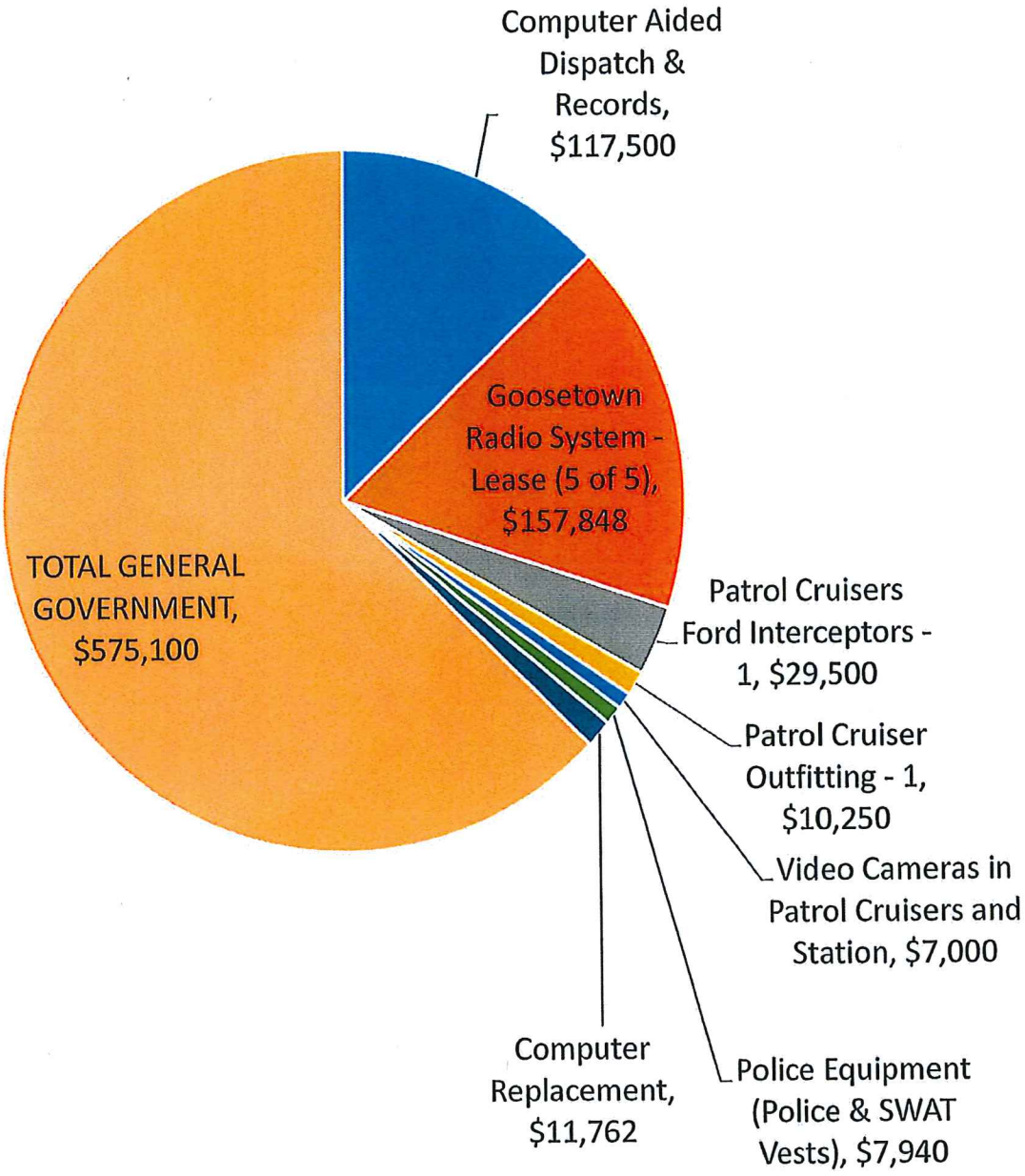

Fire Department

Nonrecurring Project	FY 2019	Future Cost	Total Cost
Utility 2, Outfitted	$ 75,000	$ -	$ 75,000
Nonrecurring Total	**$ 75,000**	**$ -**	**$ 75,000**

UTILITY 2, OUTFITTED

Description: Replace Utility 2. This is a smaller vehicle that is verasitile to enable it to handle a multitude of calls. This funding also covers the outfitting of the vehicle.

Future Operating Budget Impact: No impact is anticipated.

Recurring Project	FY 2019	Future Cost	Total Cost
Personal Protective Equipment	$ 24,500	$ 98,000	$ 122,500
SCBA Bottle Replacements	$ 10,000	$ 40,000	$ 50,000
Recurring Total	**$ 34,500**	**$ 138,000**	**$ 172,500**

Department Total	**$ 109,500**	**$ 138,000**	**$ 247,500**

RECURRING IMPROVEMENTS

Description: Equipment is upgraded each year on a rotating basis in order to ensure safe fire operation.

Future Operating Budget Impact: Updating Personal Protective Equipment helps to avoid repair costs and to avoid fines by abiding by the most recent regulations. The SCBA bottle replacements are replaced on a rotating basis to avoid having the cost of replacing all of the bottles at once falling in a single budget.

FIRE DEPARTMENT

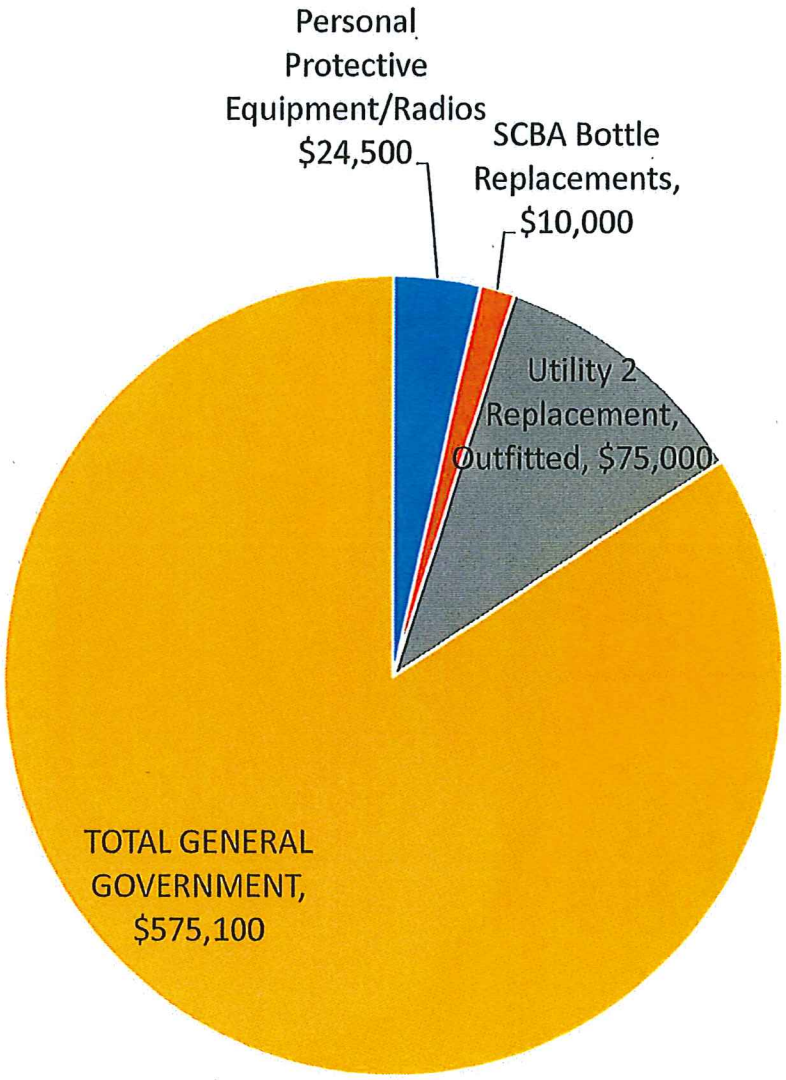

Buildings & Grounds Department

Recurring Project	FY 2019	Future Cost	Total Cost
4WD Pickup Truck #45	$ 26,000	$ -	$ 26,000
Recurring Total	**$ 26,000**	**$ -**	**$ 26,000**

Department Total	**$ 26,000**	**$ -**	**$ 26,000**

4WD PICKUP TRUCK #45

Description: Replaces a 1995 pick up truck used for ball diamond maintenance and general utilities that currently has a rotted frame and needs a new transmission.

Future Operating Budget Impact: Newer equipment typically requires less spent on maintenance than older equipment, is typically more efficient, and avoids the need to have replacement parts special ordered.

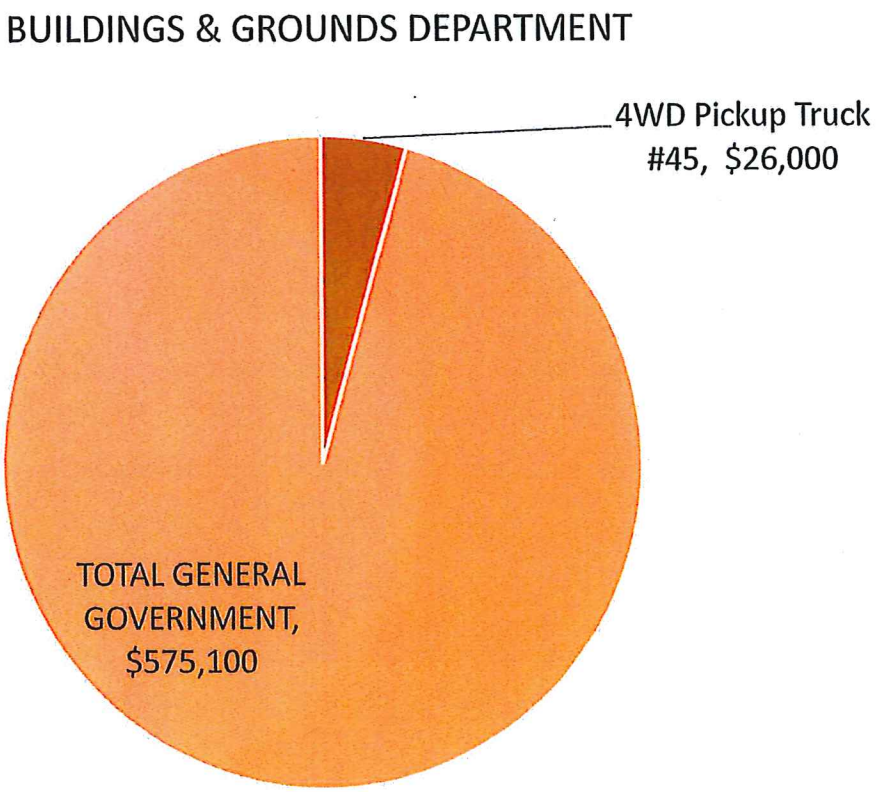

Library

Nonrecurring Project	FY 2019	Future Cost	Total Cost
Replace Computer Workstations	$ 7,000	$ 15,000	$ 22,000
Nonrecurring Total	**$ 7,000**	**$ 15,000**	**$ 22,000**

Department Total	**$ 7,000**	**$ 15,000**	**$ 22,000**

10 YEAR PLAN OF CONSERVATION & DEVOLOPMENT

Description: Every 10 years a 10 Year Plan of Conservation & Devolopment needs to be parpared in accordance with statutory requirements CGS (8-23).

Future Operating Budget Impact: None anticipated

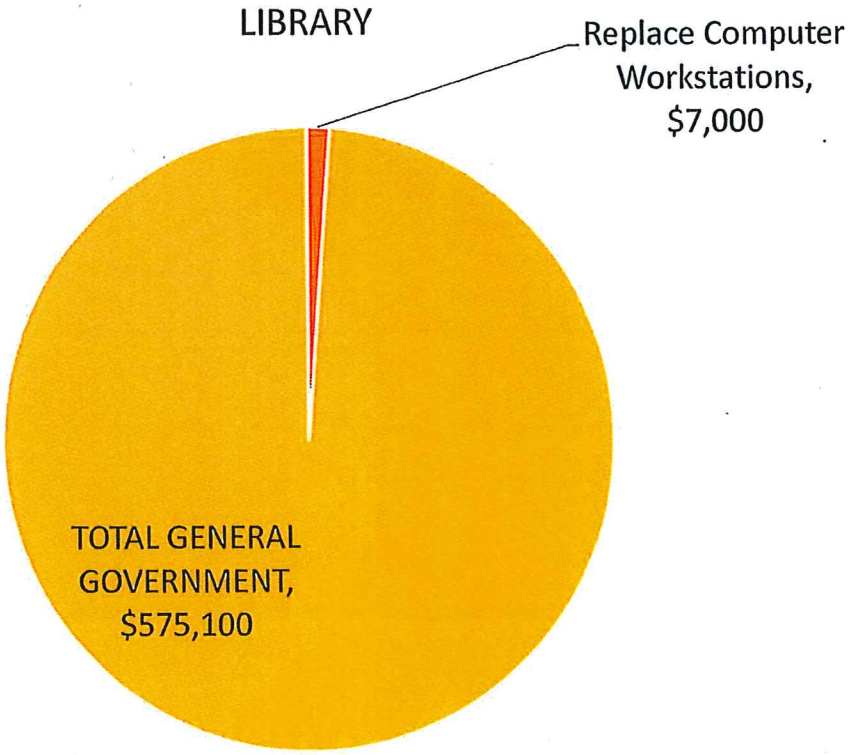

Economic & Community Devolopment

Nonrecurring Project	FY 2019	Future Cost	Total Cost
10 Year Plan of Conservation & Devolopment	$ 50,000	$ -	$ 50,000
Nonrecurring Total	**$ 50,000**	**$ -**	**$ 50,000**

Department Total	**$ 50,000**	**$ -**	**$ 50,000**

10 YEAR PLAN OF CONSERVATION & DEVOLOPMENT

Description: Every 10 years a 10 Year Plan of Conservation & Devolopment needs to be parpared in accordance with statutory requirements CGS (8-23).

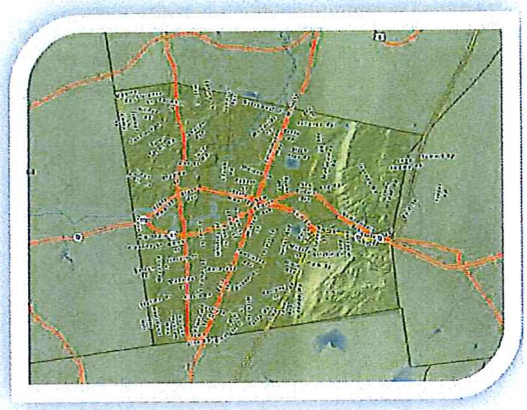

Future Operating Budget Impact: None anticipated

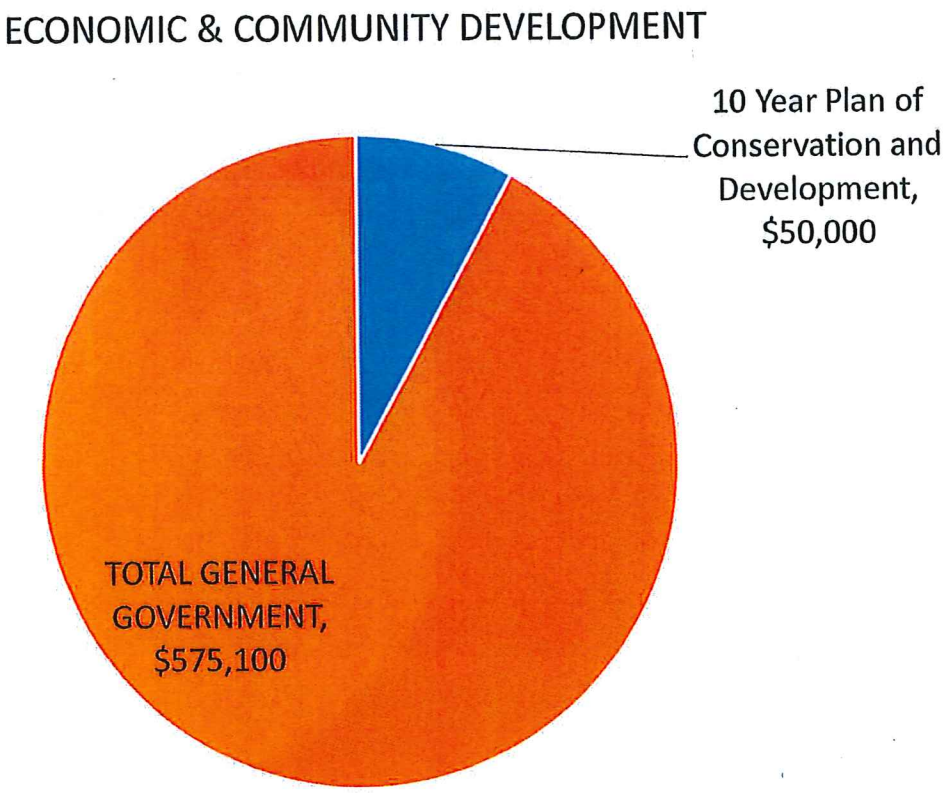

Board of Education

Nonrecurring Project	FY 2019	Future Cost	Total Cost
Network Upgrade	$ 22,500	$ -	$ 22,500
Replace Chromebooks	$ 110,000	$ -	$ 110,000
Cases for Grade 6 Chromebooks	$ 4,900	$ -	$ 4,900
PHS: Projectors Replacement	$ 87,500	$ -	$ 87,500
Nonrecurring Total	**$ 224,900**	**$ -**	**$ 224,900**

Department Total	**$ 224,900**	**$ -**	**$ 224,900**

NETWORK UPGRADE
Description: Project will replace four servers used to host the Town & BOE School servers in a Virtual Service Cluster.

Future Operating Budget Impact: None anticipated

REPLACE CHROMEBOOKS
Description: Replaces Chromebooks that are currenlty four years old that were originally purchased for the PHS students and then passed down to the lower grades.

Future Operating Budget Impact: Savings form repairs and software upgrades.

CASES FOR GRADE 6 CHROMEBOOKS
Description: Replaces cases for Grade 6 Chromebooks.

Future Operating Budget Impact: Saving from repairs or replacement prioir to the end of the service.

PHS PROJECTORS REPLACEMENT
Description: Replaces the projectors throughout the Plainville High School that are currently outdated and inefficeint.

Future Operating Budget Impact: Savings from repairs and maintenance.

BOARD OF EDUCATION

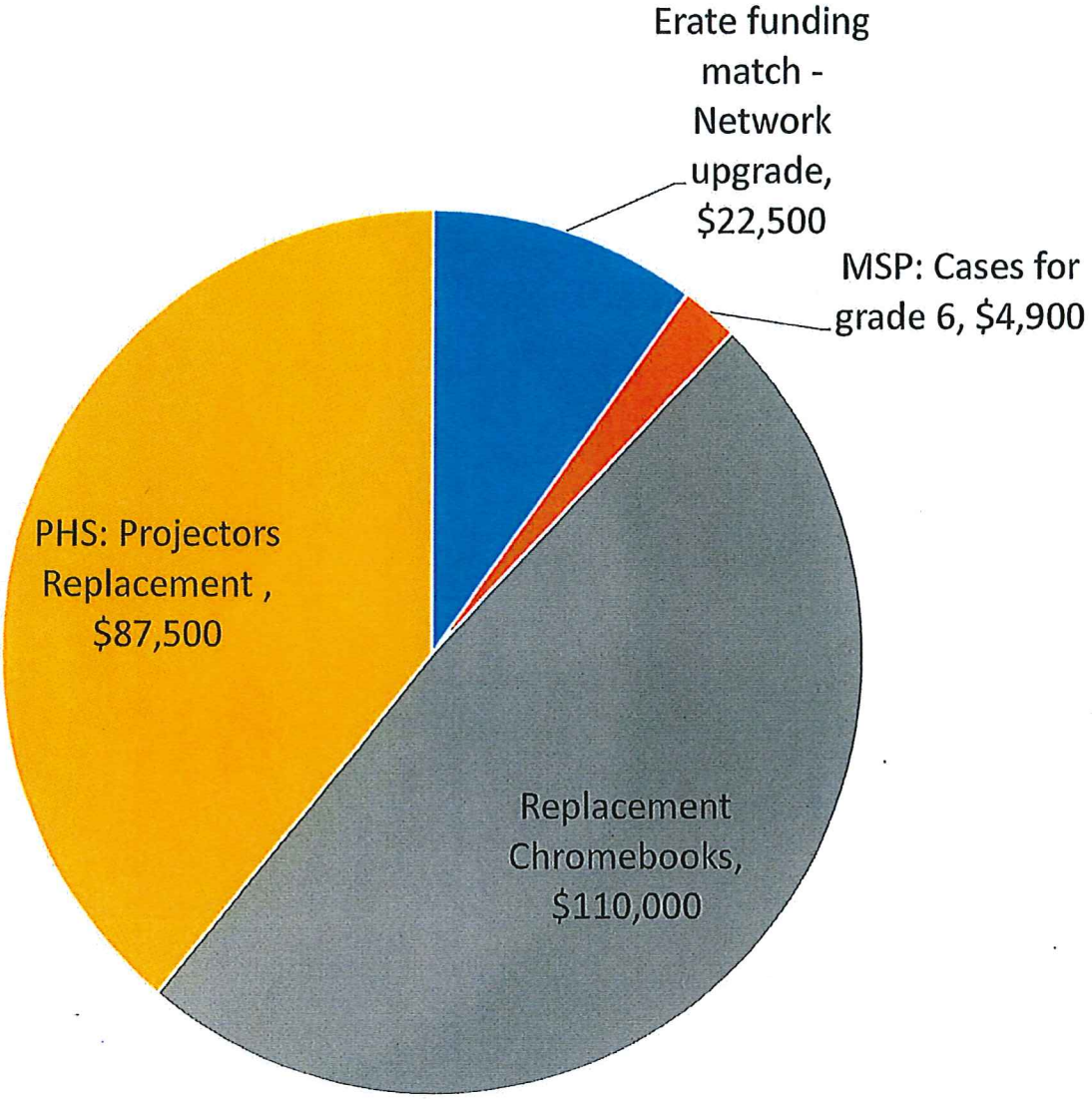

Water Pollution Control Facility

Recurring Project	FY 2019	Future Cost	Total Cost
I & I Manhole Rehabilitation	$ 15,000	$ 60,000	$ 75,000
Collection System and Repairs	$ 50,000	$ -	$ -
Recurring Total	**$ 65,000**	**$ 60,000**	**$ 75,000**

RECURRING IMPROVMENTS

Description: Manhole covers are replaced to address groundwater entering the system. Plant collection system receives proactive maintenance, repairs, and capital improvements.

Future Operating Budget Impact: No impact is anticipated for the manhole rehabilitation. Plant repairs are anticipated to help reduce overtime costs. Collection system repairs will have the largest impact of these projects by reducing the amount of infiltration that enters the system through cracks and breaks. This will reduce the amount of energy needed to process the flow at the plant and have a positive impact on nitrogen numbers for the state's Nitrogen Credit Program.

Nonrecurring Project	FY 2019	Future Cost	Total Cost
Crane Truck Replacement	$ 78,000	$ -	$ 78,000
Nonrecurring Total	**$ 78,000**	**$ -**	**$ 78,000**
Department Total	**$ 143,000**	**$ -**	**$ 153,000**

CRANE TRUCK REPLACEMENT

Description: This would replace a crane truck that is rotted out with a suspension that needs substanial work in order to keep up with daily operations.

Future Operating Budget Impact: There will be a savings of repair costs on this vehicle along with savings from not needing to hire a contrcator to assist when a crane truck is needed.

GENERAL GOVERNMENT
ORGANIZATIONAL CHART

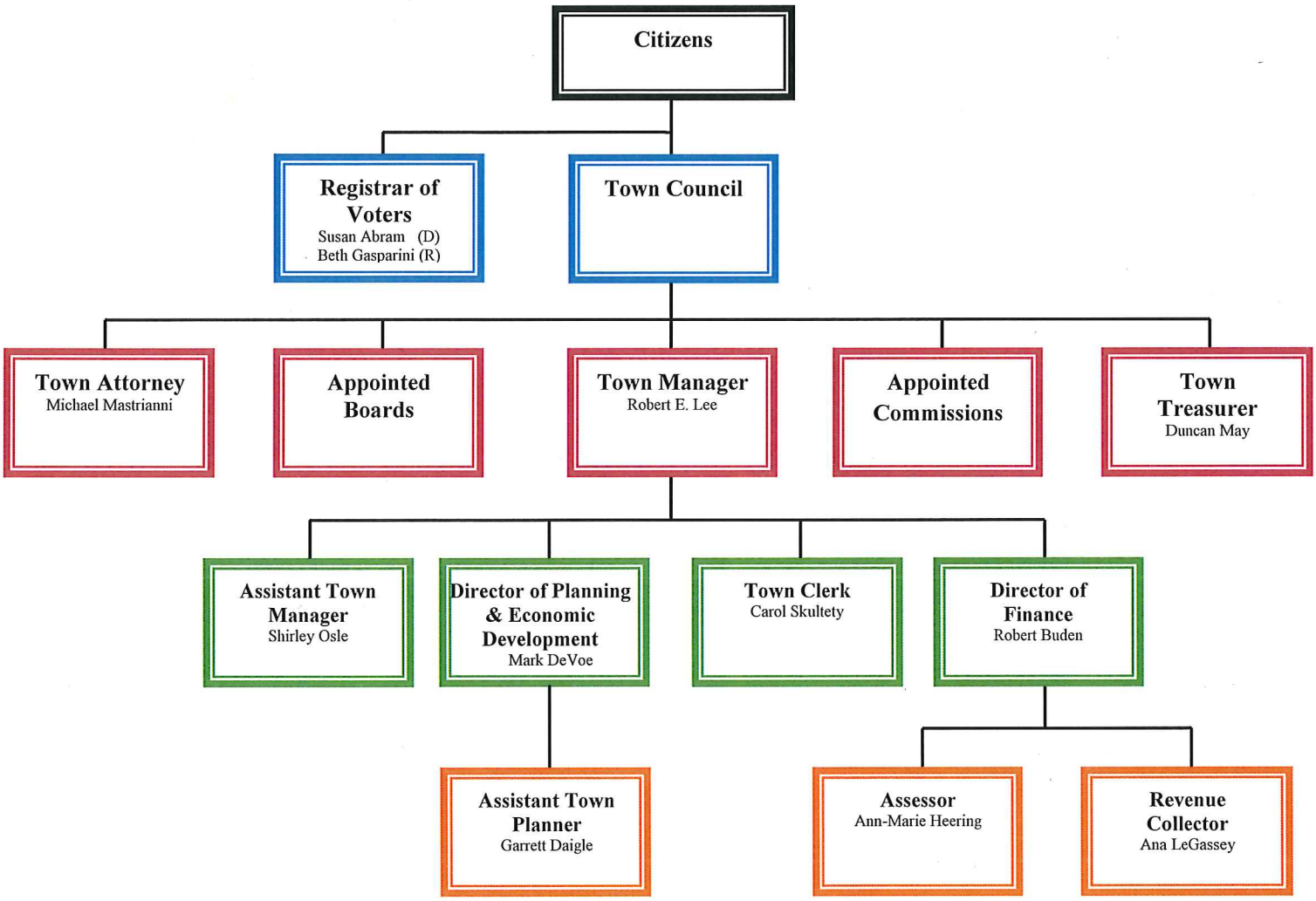

PUBLIC WORKS
ORGANIZATIONAL CHART

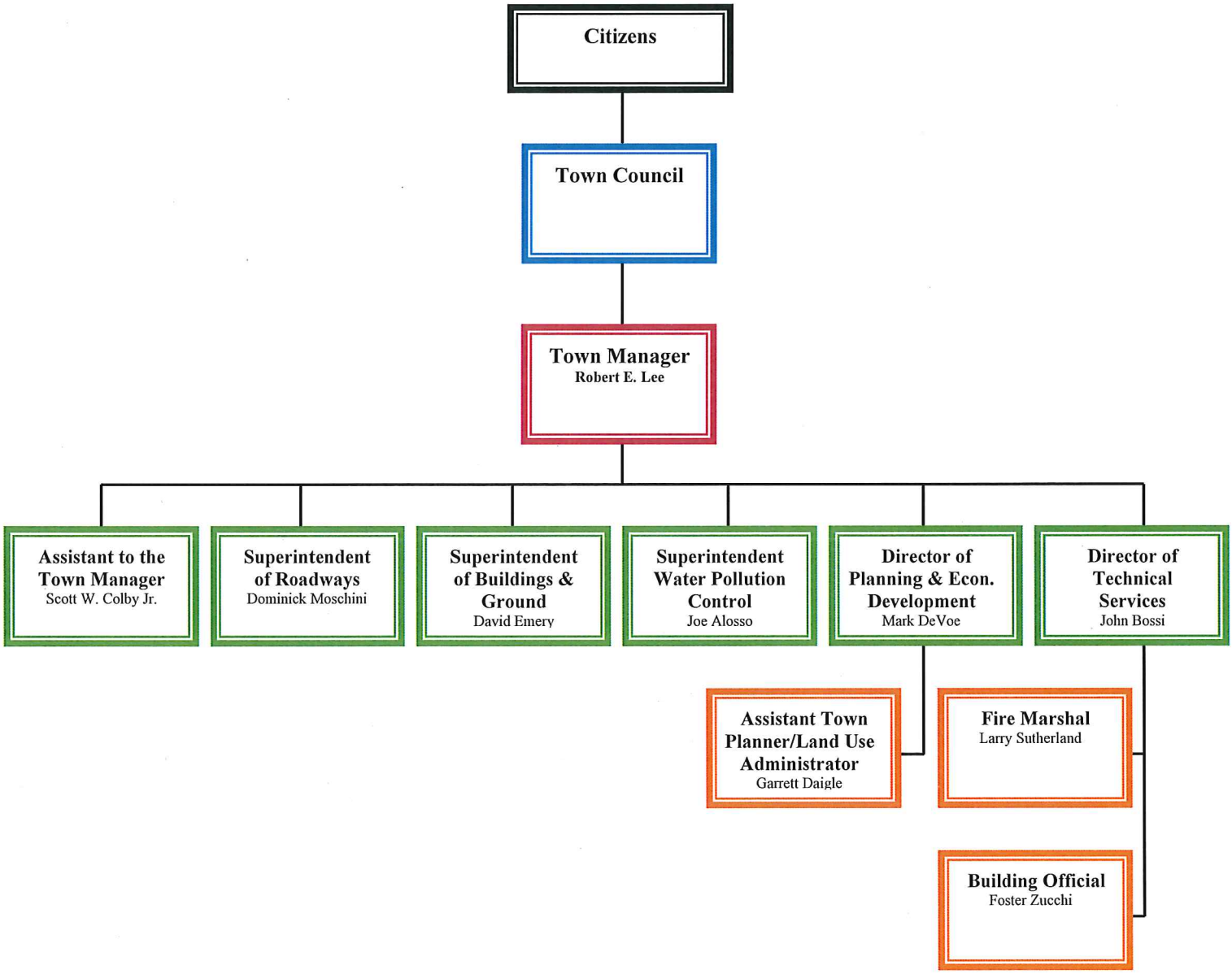

DEPARTMENT INDEX

101	Town Council	**305**	Roadways
111	Planning and Zoning Comm.	**310**	Buildings and Grounds
112	Zoning Board of Appeals	**315**	Municipal Building Maintenance
113	Inland Wetlands Commission	**320**	Motor Vehicle and Equipment
114	Board of Assessment Appeals	**323**	Transfer Station
116	Conservation Commission	**325**	Technical Services Administration
119	Veteran's Council	**330**	Engineering
121	Recycling Commission	**340**	Water Pollution Control Fund
130	Probate Court	**360**	Building Inspector
131	Town Manager's Office	**370**	Fire Marshal
132	Human Resources	**380**	Planning
133	Elections	**410**	Health and Sanitation
134	Town Attorney and Legal Fees	**412**	Health and Welfare Services
135	Town Treasurer	**415**	Solid Waste Management
136	Finance	**420**	Senior Citizens Services
137	Assessments	**425**	Senior Citizens Transportation
138	Revenue Collection	**430**	Social Services
150	Town Clerk	**440**	Youth Services
155	Data Processing	**510**	Recreation
160	Insurance	**512**	Berner Pool
165	General Administrative Services	**515**	Recreation Fund
170	Economic Development	**520**	Library Fund
201	Police	**710**	Debt Service
205	Canine Control	**820**	Employee Benefits
206	Emergency Medical Services	**830**	Unclassified
210	Fire	**840**	Interfund Transfers Out
215	Civil Preparedness	**910**	Board of Education